MAKING THE CASE
for Private Nonprofit 2019 *Higher Education*

Association of Independent Colleges & Universities of Pennsylvania

Most college students in Pennsylvania attend a private, nonprofit college or university while working toward a bachelor's degree.[1]

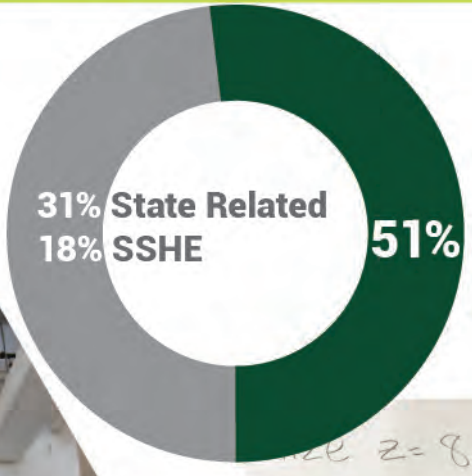



PHEAA Student Enrollment

30% State Related
29% SSHE

Private, nonprofit colleges and universities in Pennsylvania educate more low-income students than any other sector.[2]

Pell Student Enrollment

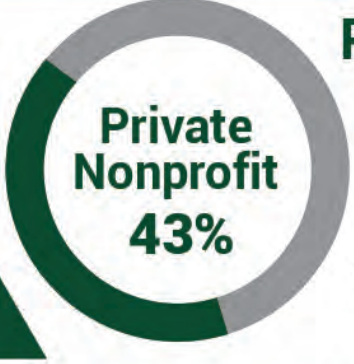

31% State Related
26% SSHE

ACCESSIBILITY

Net tuition has increased less than inflation at Pennsylvania's private, nonprofit colleges and universities.[3]

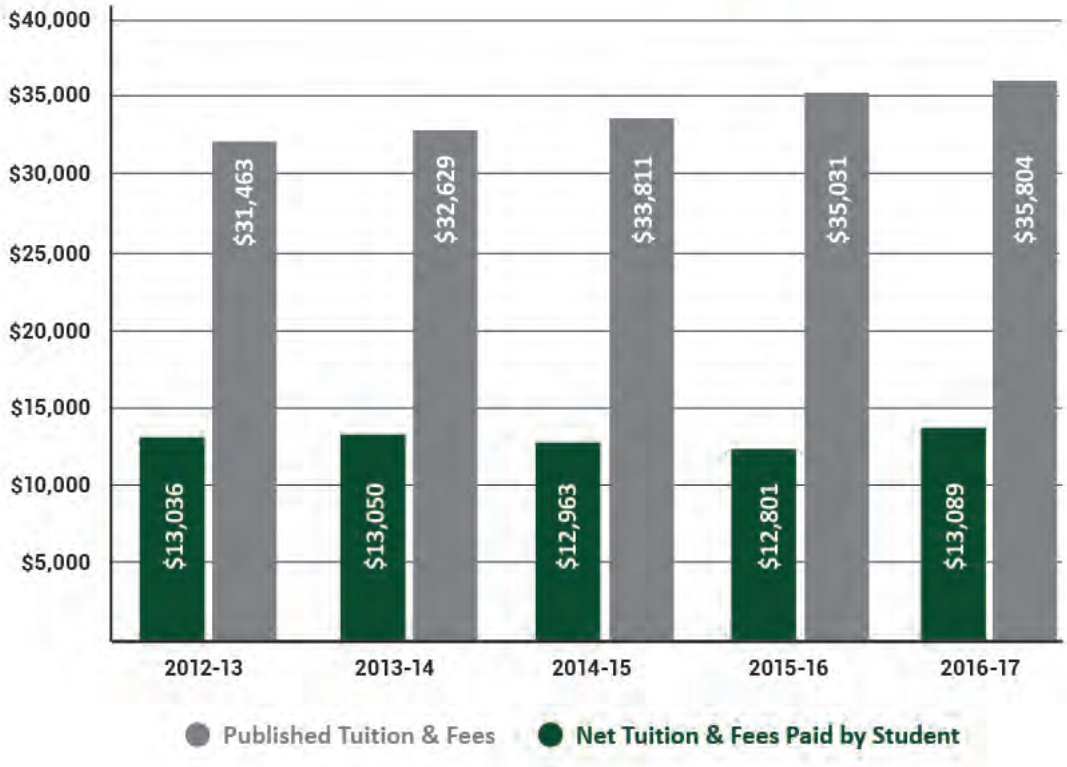

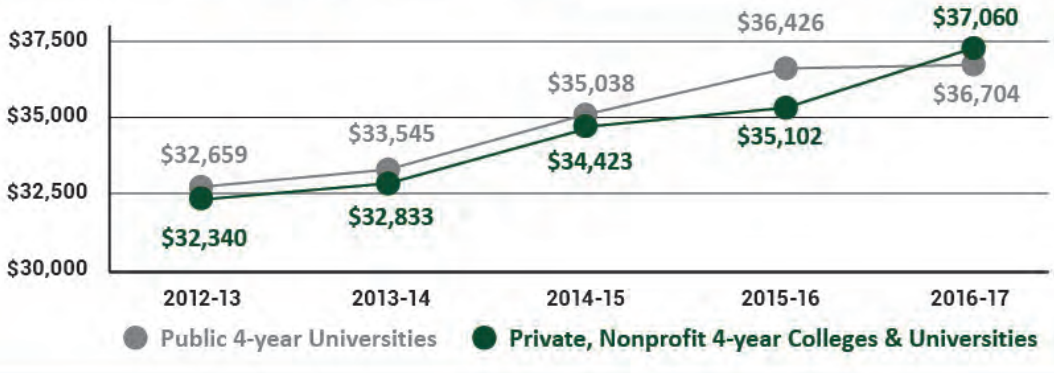

The average student loan debt has been lower for 4 of the last 5 years for graduates of Pennsylvania's private, nonprofit colleges and universities.[4]

AFFORDABILITY

More career-ready degrees are awarded by private, nonprofit colleges and universities in Pennsylvania.[5]

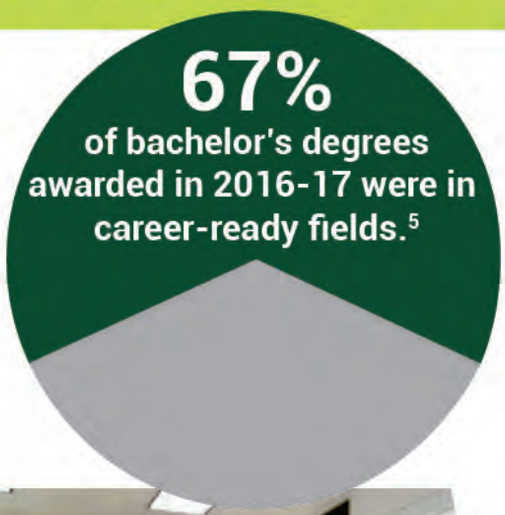

Career-Ready Degree Fields[6]

- Accounting
- Agriculture
- Architecture and Design
- Biological/Biomedical Sciences
- Business and Marketing
- Computer Science
- Education
- Engineering
- Journalism and Digital Communication
- Law Enforcement and Homeland Security
- Nursing and Health Professions
- Public Relations
- Social Work

Almost half of all STEM graduates in Pennsylvania received their degree from a private, nonprofit college or university.[7]

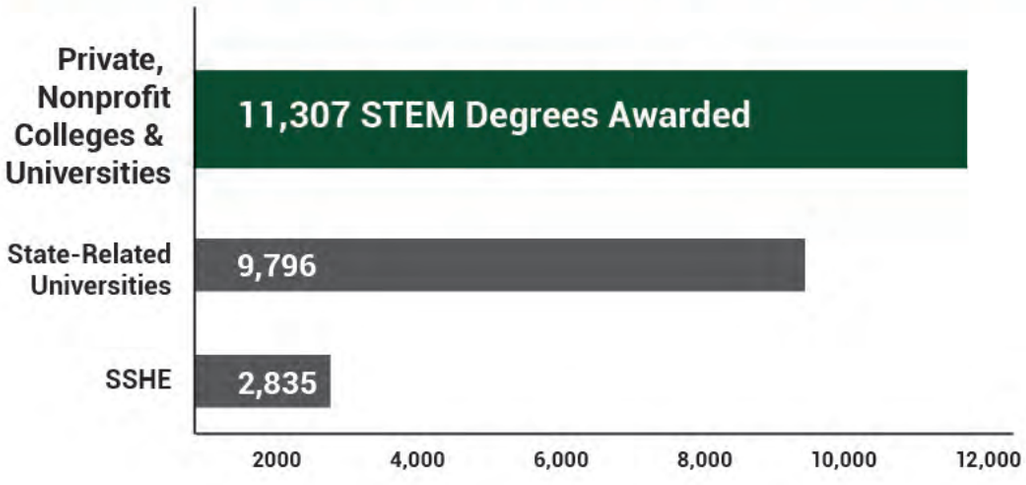

CAREER-READY

From Collegeville to Annville to Greenville, Pennsylvania's private, nonprofit colleges and universities are truly small town anchors.

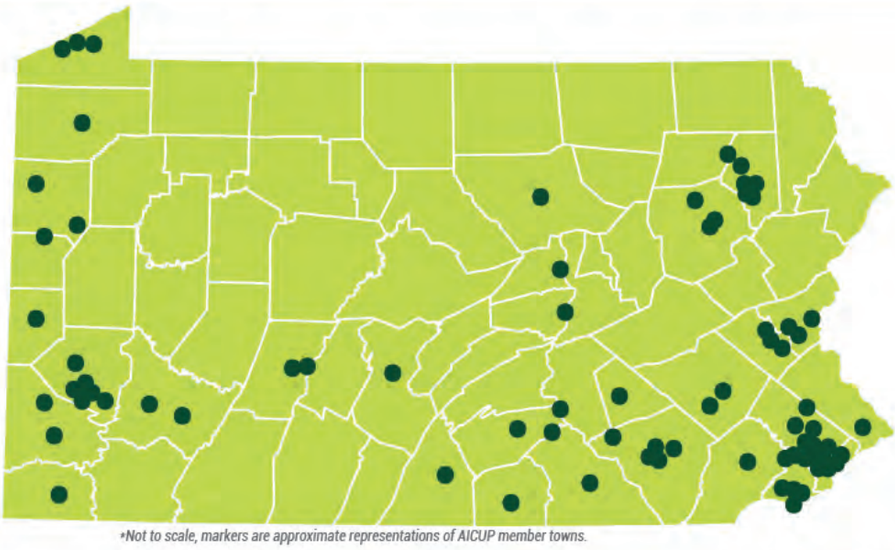

*Not to scale, markers are approximate representations of AICUP member towns.

Private, nonprofit colleges and universities in PA provide billions of dollars in value to local communities.[8]

Over 60 PA communities benefit from services provided by a private, nonprofit college or university.

- Health and dental clinics
- Child care centers
- Educational programs with local schools
- Intercollegiate sports
- Theater performances
- Fitness Centers
- Volunteer service by students and faculty
- Art Museums

16

Localities in the state in which a private, nonprofit college or university provides at least 10 percent of the jobs.

COMMUNITY ANCHORS

Private colleges and universities in Pennsylvania provide substantial benefits to the state's economy, based on a 2014 study.[9]

72,000
Total Jobs Provided to State Residents

$18 billion
Total Statewide Economic Impact

$1 billion
Annual Spending by Students and Visitors in Communities Across the State

$562 million
Annual Spending on Construction Projects

$5.7 billion
Total Amount of Wages Paid Annually to Workers

ECONOMIC IMPACT

Private nonprofit colleges and universities are the best deal for Pennsylvania taxpayers.[10]

Sector	State Funds	% of Total $	% of PA Enrollment	% of BA/BS Degrees
Private, Nonprofit Colleges & Universities	**$168,105,023**	**10%**	**42%**	**47%**
State Related Universities	$658,185,337	39%	25%	31%
SSHE	$531,266,842	32%	15%	21%
Community Colleges	$312,690,469	19%	18%	--
Total State Investment	$1,305,343,000			

Private, nonprofit colleges and universities provide Pennsylvania taxpayers with the best return on investment.[11]

Taxpayer Cost Per Year Per Degree Awarded

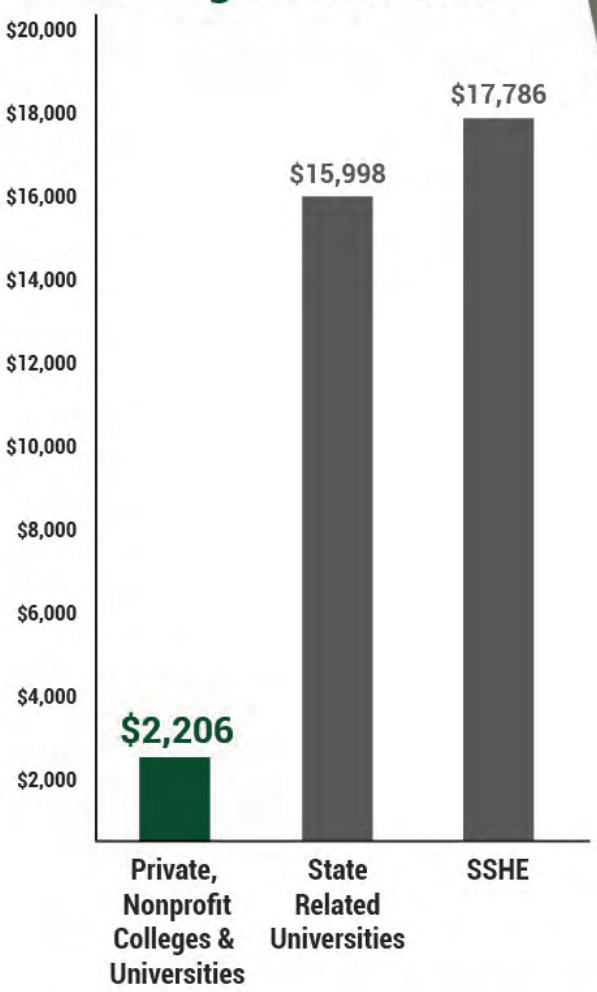

RETURN ON INVESTMENT

Data Sources

Accessibility

1. The percentage of students enrolled by sector refers to total enrollment (undergraduate and graduate) in 4-year colleges and universities in Pennsylvania in Fall 2017. Data from U.S. Department of Education, Integrated Postsecondary Education Data System (IPEDS) Fall Enrollment Survey.

2. PHEAA student enrollment is for undergraduate students receiving a PHEAA state grant and who are enrolled in a 4-year college or university in Pennsylvania during 2016-2017. Data source is 2016-17 Pennsylvania State Grant Program Year-by-Year and Institutional Statistics Report. Pennsylvania Higher Education Assistance Agency. September 2017. Pell student enrollment is for undergraduate students receiving a federal Pell grant and who are enrolled in a 4-year college or university in Pennsylvania during 2016-2017. Data source is U.S. Department of Education, Office of Financial Aid, End of Year Distribution of Pell Grants by Institution.

Affordability

3. Tuition data is for undergraduate students and is from U.S. Department of Education, Integrated Postsecondary Education Data System (IPEDS) Tuition and Fees Survey. Net tuition is calculated as published tuition and fees minus scholarship and grant aid. All tuition data are averages across all private, nonprofit colleges and universities in Pennsylvania.

4. Student loan debt is the average total educational loans taken out by undergraduate students receiving a degree from a 4-year college or university in Pennsylvania during the specified academic year. Data compiled by The Institute for College Access and Success and available from http://college-insight.org.

Career-Ready

5. Career-ready degrees refer to bachelor's degrees in 40 specified fields of study awarded by 4- year colleges and universities in Pennsylvania during 2016-17. Data is from the U.S. Department of Education, Integrated Postsecondary Education Data System (IPEDS) Completions Survey. Total career-ready bachelor's degrees awarded in 2016-17 by education sector are: private, nonprofit (43,450), SSHE (19,608), State-Related (28,963). The percentage of bachelor's degrees in career-ready fields is calculated by dividing the total number of career-ready bachelor's degrees awarded in 2016-17 by the total number of bachelor's degrees awarded in 2016-17. The percentage of career-ready degrees awarded in 2016-17 by education sector is: private, nonprofit (67%), SSHE (68%), State-Related (73%).

6. Career-ready bachelor's degrees are defined as degree fields that allow individuals to move directly into existing, entry-level occupations that require high levels of content knowledge and skills and to adequately perform the work requirements of that position.

7. Data on STEM graduates refers to students receiving a bachelor's degree from a 4-year college or university in Pennsylvania in 2016-17. The designation of a degree in science, technology, engineering, or mathematics (STEM) is based upon a classification system developed by the U.S. Immigration and Customs Enforcement agency. Data is from the U.S. Department of Education, Integrated Postsecondary Education Data System (IPEDS) Completions Survey.

Community Anchors

8. The estimate of fiscal impact on Pennsylvania communities is based on 2014 data from The Economic Impact of Independent Higher Education in Pennsylvania report. This report estimates a statewide fiscal impact of almost $18 billion from the activities of private, nonprofit colleges and universities in Pennsylvania.

Economic Impact

9. The figures on economic impact, employment and wages, student and visitor spending, and construction activity are based upon 2014 data from The Economic Impact of Independent Higher Education in Pennsylvania report.

Return on Investment

10. This chart is a summary of Pennsylvania tax dollars to higher education in 2017-2018. Private, nonprofit colleges and universities do not receive direct state appropriations; the figure reported here is the sum of Institutional Assistance Grants + PHEAA state grants awarded to enrolled students.

11. Taxpayer "cost" refers to the total amount of state funds directed to a higher education sector in 2016-17 divided by the total number of degrees awarded in 2016-17 by that higher education sector. Data on degrees awarded is from the U.S. Department of Education, Integrated Postsecondary Education Data System (IPEDS) Completions Survey.

2019 AICUP Members

Albright College
Allegheny College
Alvernia University
Arcadia University
Bryn Athyn College
Bryn Mawr College
Bucknell University
Cabrini University
Cairn University
Carlow University
Carnegie Mellon University
Cedar Crest College
Chatham University
Chestnut Hill College
Clarks Summit University
Delaware Valley University
DeSales University
Dickinson College
Drexel University
Duquesne University
Eastern University
Elizabethtown College
Franklin & Marshall College
Gannon University
Geisinger Commonwealth School of Medicine
Geneva College
Gettysburg College
Gratz College
Grove City College
Gwynedd Mercy University
Harcum College
Harrisburg University of Science and Technology
Haverford College
Holy Family University
Immaculata University
Jefferson (Philadelphia University + Thomas Jefferson University)
Johnson College*
Juniata College
Keystone College
King's College
La Roche College
La Salle University
Lackawanna College
Lafayette College
Lake Erie College of Osteopathic Medicine
Lancaster Bible College
Lebanon Valley College
Lehigh University
Lycoming College
Manor College
Marywood University
Mercyhurst University
Messiah College
Misericordia University
Moore College of Art & Design
Moravian College
Mount Aloysius College
Muhlenberg College
Neumann University
Peirce College
Pennsylvania Academy of the Fine Arts
Pennsylvania College of Art & Design
Pennsylvania College of Health Sciences
Pennsylvania Institute of Technology
Philadelphia College of Osteopathic Medicine
Point Park University
Robert Morris University
Rosemont College
Saint Francis University
Saint Joseph's University
Saint Vincent College
Salus University
Seton Hill University
Susquehanna University
Swarthmore College
Thiel College
University of Pennsylvania
University of the Sciences
The University of Scranton
The University of the Arts
Ursinus College
Valley Forge Military College
Villanova University
Washington & Jefferson College
Waynesburg University
Westminster College
Widener University
Wilkes University
Wilmington University*
Wilson College
The Wistar Institute*
York College of Pennsylvania

** denotes associate membership*

Association of Independent Colleges & Universities of Pennsylvania

FUNDED PRIVATELY... SERVING PUBLICLY

101 North Front Street, Harrisburg, PA 17101
www.aicup.org 717-232-8649