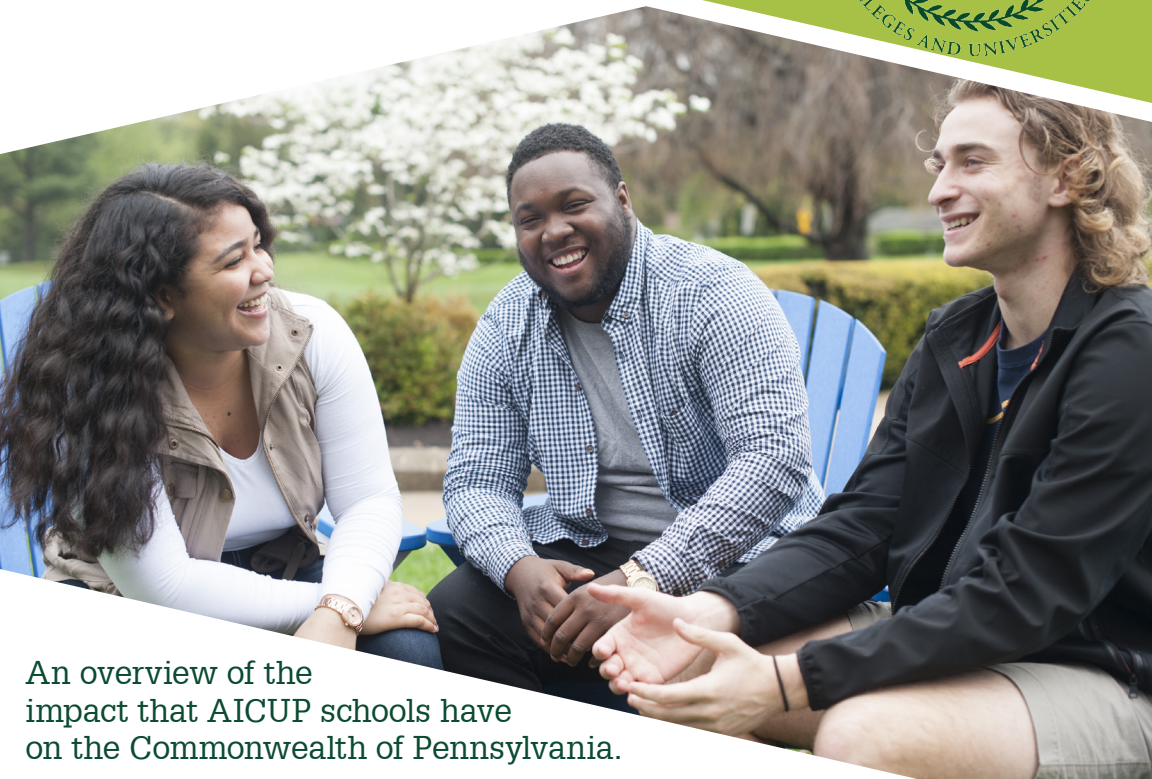


MAKING THE CASE

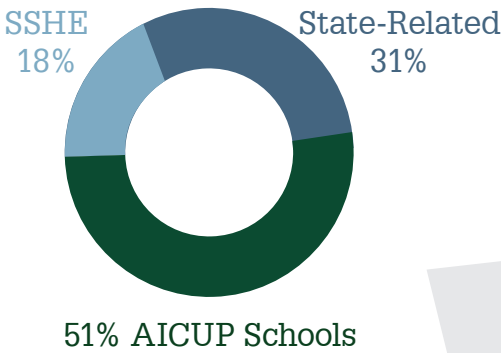
*for Independent, Nonprofit
Higher Education 2020*



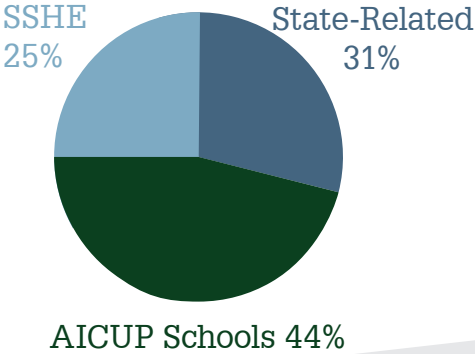
An overview of the
impact that AICUP schools have
on the Commonwealth of Pennsylvania.

Most college students in Pennsylvania attending a four-year institution are enrolled at an AICUP school.¹

TOTAL ENROLLMENT AT 4-YEAR COLLEGES AND UNIVERSITIES IN PENNSYLVANIA

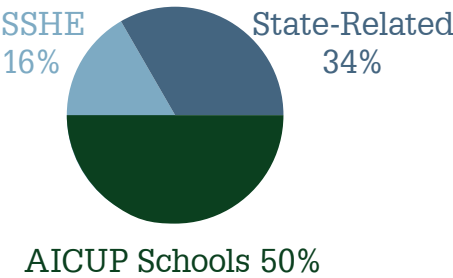


LOW-INCOME STUDENTS ENROLLED IN AN UNDERGRADUATE PROGRAM IN PENNSYLVANIA

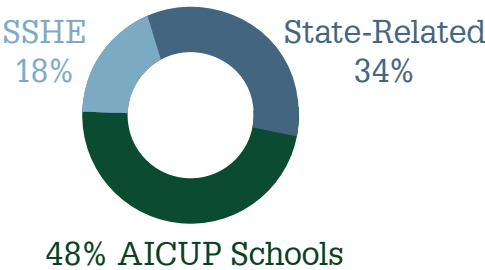


AICUP schools educate a larger proportion of low-income (Pell-eligible) students than any other sector.²

HALF OF ALL MINORITY STUDENTS WHO GRADUATE IN PENNSYLVANIA WITH A BACHELOR'S DEGREE WERE ENROLLED AT AN AICUP SCHOOL.³



WORKING-AGE ADULTS ENROLLED IN AN UNDERGRADUATE PROGRAM IN PENNSYLVANIA

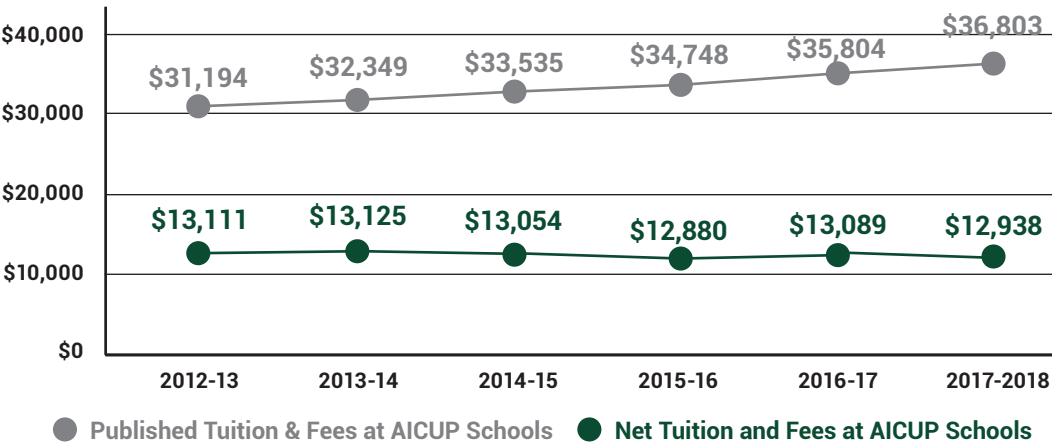


AICUP schools have the largest proportion of working-age adults in Pennsylvania enrolled in a bachelor's degree program.⁴

State-Related = Penn State University, University of Pittsburgh, Temple University, and Lincoln University
SSHE = State System of Higher Education. Includes 14 State System schools

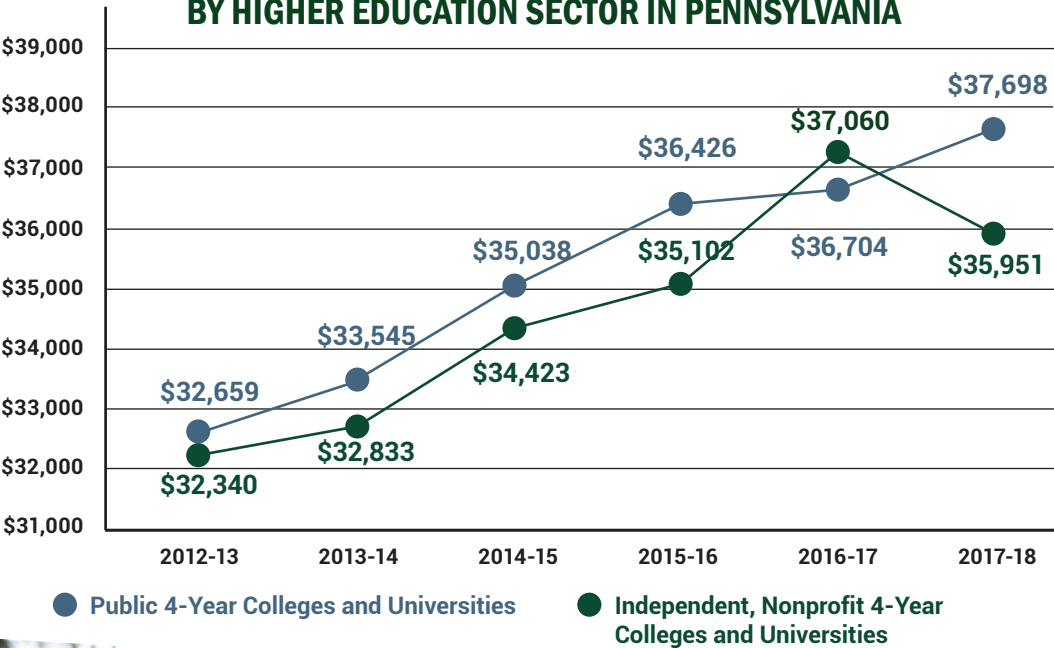
Almost every undergraduate student attending an AICUP school receives financial aid grants to help cover college costs, averaging almost \$23,000 per student per year.⁵

AVERAGE NET TUITION AT AICUP SCHOOLS



The average student loan debt for bachelor’s degree graduates of AICUP schools has been lower for 5 of the last 6 years than for graduates of public institutions.⁶

AVERAGE STUDENT LOAN DEBT FOR BACHELOR’S DEGREE GRADUATES BY HIGHER EDUCATION SECTOR IN PENNSYLVANIA



Room and board costs for on-campus students are similar across sectors.⁷

AICUP Schools	State-Related	SSHE
\$12,568	\$11,570	\$11,619

AICUP students graduate on time.⁸

4-YEAR AND 6-YEAR GRADUATION RATES


AICUP Schools
62% in 4 years
74% in 6 years



State-Related
51% in 4 years
71% in 6 years



SSHE
40% in 4 years
58% in 6 years



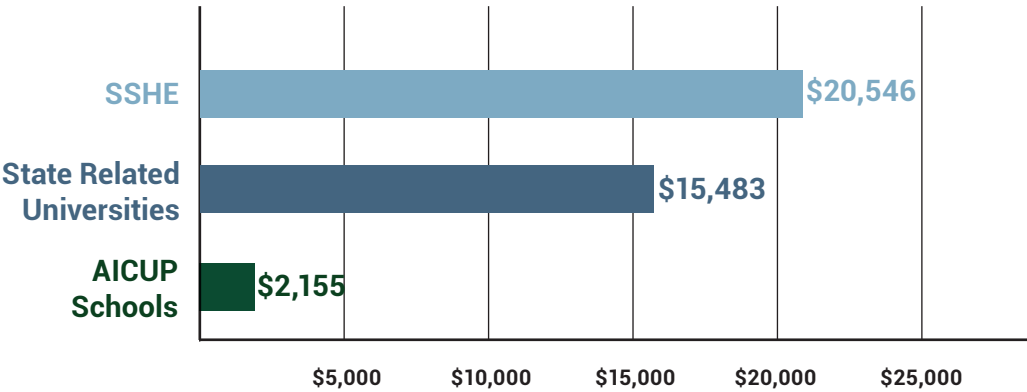
AICUP schools are the best Return on Investment (ROI) for PA taxpayers.⁹

Sector	State Funds	% of Total \$	% of Enrollment	% of BA/BS Degrees
AICUP Schools	\$161,286,402	9%	43%	47%
State-Related Universities	\$671,559,568	40%	25%	33%
State System Universities	\$543,268,933	32%	14%	21%
Community Colleges	\$323,171,950	19%	18%	--

State Investment in Higher Education = \$1,699,286,853

All of the state funds AICUP schools receive that are outlined here go directly to need-based students.

TAXPAYER COST PER YEAR, PER DEGREE AWARDED¹⁰

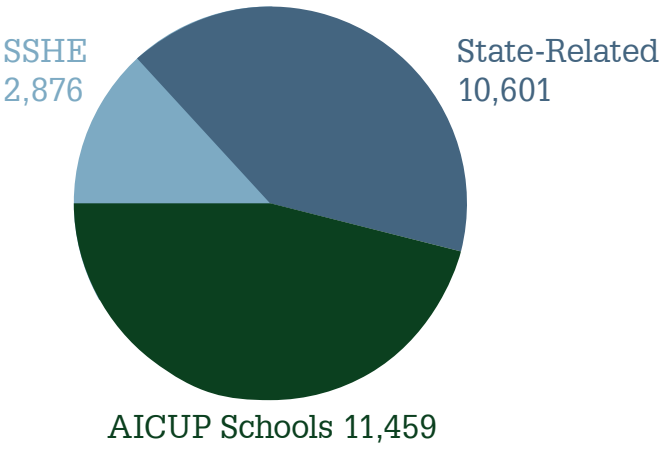


INVESTING IN THE FUTURE

Almost half of all STEM graduates in 2017-18 in Pennsylvania received their bachelor's degree from an AICUP school.¹¹



STEM BACHELOR'S DEGREES AWARDED IN 2017-18 BY SECTOR IN PENNSYLVANIA



67% of bachelor's degrees awarded in 2017-2018 at AICUP schools were in career-directed fields.¹²

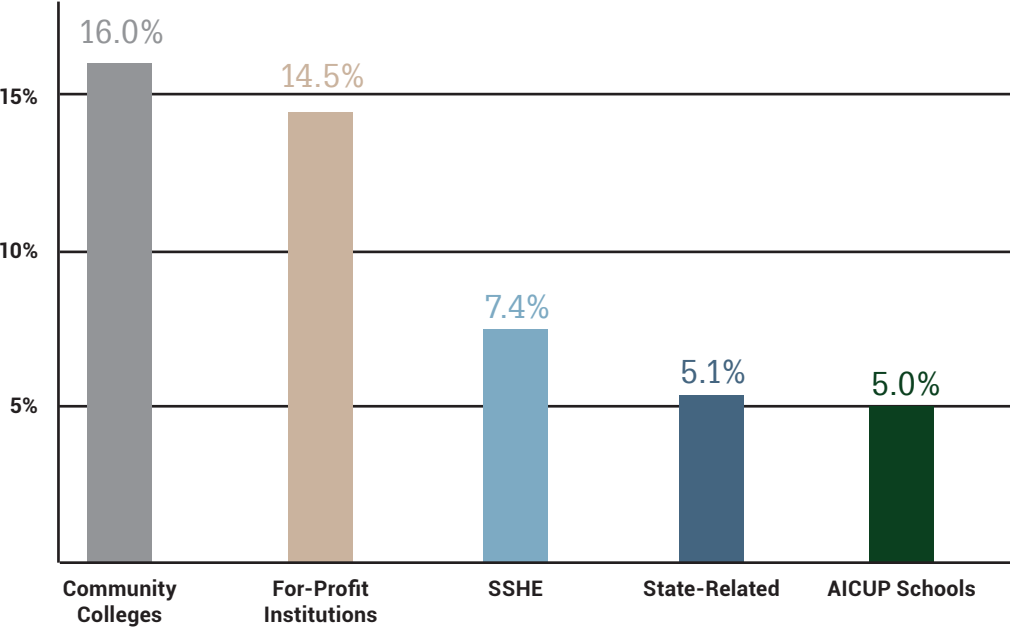


Career-directed degree fields include:

- Accounting
- Agriculture
- Architecture and Design
- Biological/Biomedical Sciences
- Business and Marketing
- Computer Science
- Education
- Engineering
- Digital Communication
- Law Enforcement and Homeland Security
- Nursing and Health Professions
- Social Work

AICUP students find jobs and repay their debts on time.

3-YEAR FEDERAL STUDENT LOAN DEFAULT RATES BY HIGHER EDUCATION SECTOR IN PENNSYLVANIA¹³



AICUP schools are major employers in their communities.¹⁴

AICUP Schools are:

The top employer in 3 counties

Among the top 10 employers in 15 counties

Among the top 25 employers in 30 counties



ALUMNI IMPACT

A single graduating class of AICUP colleges and universities adds \$1.5 billion to the state economy every year.

Over an average career span of 40 years, the total economic impact of one graduating class is about \$45.7 billion.¹⁵

Students and staff at AICUP schools contribute over 5 million hours of community service time per year to their localities.¹⁶



AICUP schools have been established in their communities for 134 years on average.

Some examples include:

- **Free asthma screenings for over 1,000 children every year**
- **Provide no-cost business services through Small Business Development Centers**
- **Free vision and health screenings for uninsured families throughout Pennsylvania**
- **Host for largest student-run Special Olympics event in the world**



COMMUNITY ANCHORS

\$24 Billion
Total Statewide Economic Impact

195,525 Jobs
Supported Throughout the State

\$1.1 Billion
Paid Annually in State and Local Taxes

\$500+ Million
Annual Spending on Construction Projects

\$3.4 Billion
Annual Impact of Student Spending in the Community

\$6 Billion
Wages Paid Annually to Workers

AICUP schools are a major contributor
to the Commonwealth's economy.¹⁷

Pennsylvania AICUP Schools Represent:

51% of college degree-seeking students

43% of PHEAA direct-grant students

50% of all minority students who graduate in PA
with a bachelor's degree

48% of working-age adults enrolled
in an undergraduate program

46% of all bachelor degree-seeking STEM students

60 Community Anchors



Data Sources

Access

- 1. The percentage of students enrolled by sector refers to total enrollment for Fall 2018 (undergraduate and graduate) in AICUP colleges and universities, State-Related Universities, and SSHE Universities. Data is from the U.S. Department of Education, Integrated Postsecondary Education Data System (IPEDS) Fall Enrollment Survey.
- 2. "Low-Income" students are defined as individuals enrolled in an undergraduate degree program in 2017-18 who receive a federal Pell grant. Data source is U.S. Department of Education, Office of Financial Aid, End of Year Distribution of Pell Grants by Institution.
- 3. Minority students who graduate with a bachelor's degree refers to minority students who received a bachelor's degree during the 2017-2018 academic year. "Minority" refers to students classified as African American, Hispanic, Asian, or Hawaiian or Other Pacific Islander. Data is from the U.S. Department of Education, Integrated Postsecondary Education Data System (IPEDS) Completions Survey.
- 4. Working-age adults refers to individuals ages 25 to 64 years enrolled during Fall 2017 in an undergraduate degree program at an AICUP college or university, State-Related University, or SSHE University. Data is from the U.S. Department of Education, Integrated Postsecondary Education Data System (IPEDS) Fall Enrollment Survey..

Affordable

- 5. Tuition and fees data is for undergraduate students and is from U.S. Department of Education, Integrated Postsecondary Education Data System (IPEDS) Student Financial Aid Survey. Net tuition is calculated as published tuition and fees minus scholarship and grant aid. All tuition and fees data are averages across all AICUP colleges and universities in Pennsylvania.
- 6. Student loan debt is the average total educational loans taken out by undergraduate students receiving a degree from a 4-year college or university in Pennsylvania during the specified academic year. Data compiled by The Institute for College Access and Success and available from <http://college-insight.org>.
- 7. On-campus room and board costs are medians for 2018-19 by institutional sector and are from the U.S. Department of Education, Integrated Postsecondary Education Data System (IPEDS) Institutional Characteristics Survey..

Investing in the Future

- 8. 4-year and 6-year graduation rates are the percentage of students by institutional sector in the 2012 entry cohort that graduate with a bachelor's degree in the specified time period. Data is from the U.S. Department of Education, Integrated Postsecondary Education Data System (IPEDS) Graduation Survey.
- 9. This chart is a summary of Pennsylvania tax dollars to higher education in 2018-2019. Because AICUP colleges and universities do not receive direct state appropriations, the figure reported is the sum of Institutional Assistance Grants + PHEAA state grants awarded to enrolled students.
- 10. Taxpayer "cost" refers to the total amount of state funds directed to a higher education sector in 2017-18 divided by the total number of degrees awarded in 2017-18 by that higher education sector. Data on degrees awarded is from the U.S. Department of Education, Integrated Postsecondary Education Data System (IPEDS) Completions Survey.

Workforce Development

- 11. Data on STEM graduates refers to students receiving a bachelor's degree in 2017-2018 from an AICUP college or university, a State-Related University, or a SSHE University. The designation of a degree in science, technology, engineering, or mathematics (STEM) is based upon a classification system developed by the U.S. Immigration and Customs Enforcement agency. Data is from the U.S. Department of Education, Integrated Postsecondary Education Data System (IPEDS) Completions Survey.
- 12. Career-directed bachelor's degrees are defined as degree fields that allow individuals to move directly into existing, entry-level occupations that require high levels of content knowledge and skills and to adequately perform the work requirements of that position. Career-directed degrees are calculated using bachelor's degrees in 40 specified fields of study awarded in

2017-2018 by AICUP colleges and universities, State-Related Universities, and SSHE Universities. Data is from the U.S. Department of Education, Integrated Postsecondary Education Data System (IPEDS) Completions Survey. The percentage of bachelor's degrees in career-directed fields is calculated by dividing the total number of career-directed bachelor's degrees awarded in 2017-18 by the total number of bachelor's degrees awarded in 2017-18.


- 13. The 3-year federal student loan default rates are from the U.S. Department of Education, Office of Federal Student Aid.

Community Anchors

- 14. Employer ranking by county is from the Pennsylvania Department of Labor and Industry, Center for Workforce Information and Analysis, Quarterly Census of Employment and Wages, 1st Quarter, 2018.
- 15. Economic impact of AICUP alumni is from The Economic Impact of AICUP Schools (August 2019), prepared by Parker Philips, Inc., a nationally recognized consulting firm specializing in economic impact analysis.
- 16. Community service hours of students and staff is from The Economic Impact of AICUP Schools (August 2019), prepared by Parker Philips, Inc., a nationally recognized consulting firm specializing in economic impact analysis.

Economic Impact

- 17. Estimates of the 2018 statewide economic impact of AICUP colleges and universities is from The Economic Impact of AICUP Schools (August 2019), prepared by Parker Philips, Inc., a nationally recognized consulting firm specializing in economic impact analysis



2020 AICUP Members

Albright College
Allegheny College
Alvernia University
Arcadia University
Bryn Athyn College
Bryn Mawr College
Bucknell University
Cabrini University
Cairn University
Carlow University
Carnegie Mellon University
Cedar Crest College
Chatham University
Chestnut Hill College
Clarks Summit University
Delaware Valley University
DeSales University
Dickinson College
Drexel University
Duquesne University
Eastern University
Elizabethtown College
Franklin & Marshall College
Gannon University
Geisinger Commonwealth
School of Medicine
Geneva College
Gettysburg College
Gratz College
Grove City College
Gwynedd Mercy University
Harcum College
Harrisburg University of
Science and Technology
Haverford College
Holy Family University
Immaculata University
Johnson College*
Juniata College
Keystone College
King's College
La Roche University
La Salle University
Lackawanna College
Lafayette College
Lake Erie College of
Osteopathic Medicine
Lancaster Bible College

Lebanon Valley College
Lehigh University
Lycoming College
Manor College
Marywood University
Mercyhurst University
Messiah College
Misericordia University
Moore College of Art & Design
Moravian College
Mount Aloysius College
Muhlenberg College
Neumann University
Peirce College
Pennsylvania Academy of the Fine Arts
Pennsylvania College of Art & Design
Pennsylvania College of Health Sciences
Pennsylvania Institute of Technology
Philadelphia College of
Osteopathic Medicine
Point Park University
Robert Morris University
Rosemont College
Saint Francis University
Saint Joseph's University
Saint Vincent College
Salus University
Seton Hill University
Susquehanna University
Swarthmore College
Thiel College
Thomas Jefferson University
University of Pennsylvania
University of the Sciences
The University of Scranton
The University of the Arts
Ursinus College
Valley Forge Military College
Villanova University
Washington & Jefferson College
Waynesburg University
Westminster College
Widener University
Wilkes University
Wilmington University*
Wilson College
The Wistar Institute*
York College of Pennsylvania

** denotes associate membership*

Association of Independent Colleges & Universities of Pennsylvania

FUNDED PRIVATELY... SERVING PUBLICLY

101 North Front Street, Harrisburg, PA 17101
www.aicup.org 717-232-8649

