

The AICUP Tuition and Fees Survey Final Report

July 2021



*Association of
Independent Colleges and Universities
of Pennsylvania*

Table of Contents

Executive Summary	1
Important Information About This Report.	2
Institutions that Submitted Data.	4
Summary Tables:	
Tuition and Fees Data by Institution 2020-2021 and 2021-2022	
Full-Time Undergraduate Tuition	6
Full-Time Undergraduate Required Fees	8
Full-Time Undergraduate Room Charges.	10
Full-Time Undergraduate Board Charges.	12
Full-Time Undergraduate Room and Board Charges.	14
Full-Time Undergraduate Tuition and Required Fees Charges	16
Full-Time Undergraduate Total Price (Tuition, Fees, Room & Board)	18
Part-Time Undergraduate Tuition, Day Students	20
Part-Time Undergraduate Tuition, Evening Students	22
Full-Time Graduate Tuition	24
Part-Time Graduate Tuition	26
Appendices	
Appendix A: Data clarification and notes	31
Appendix B: 2021-2022 Tuition and Fees Survey Form	45

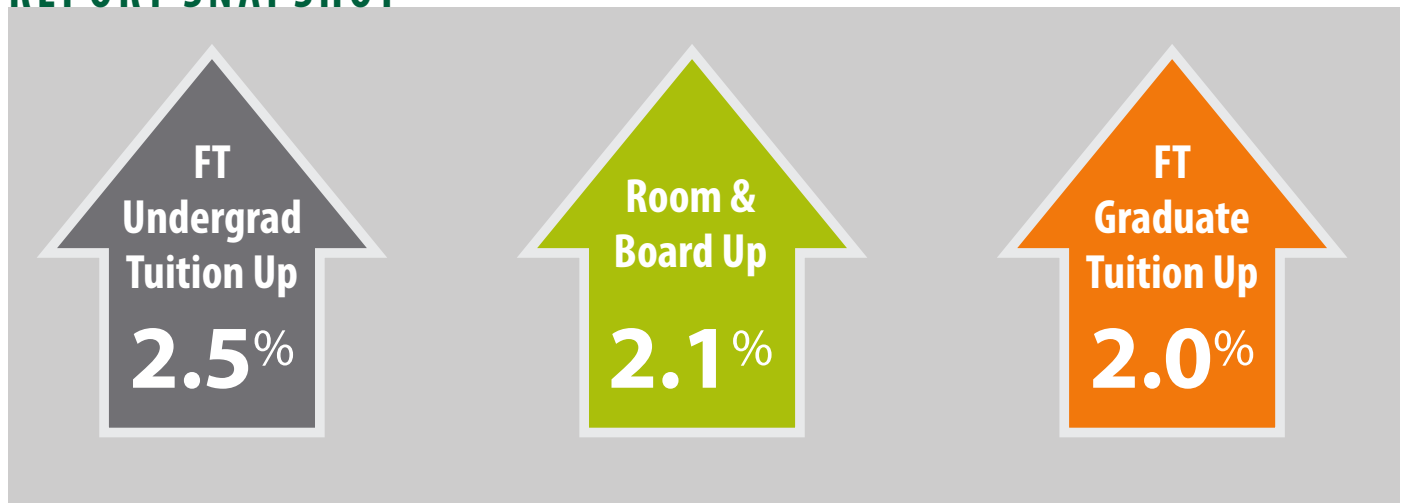
Executive Summary

The Research Center of the Association of Independent Colleges and Universities of Pennsylvania (AICUP) conducts an annual tuition and fees survey. The study provides comparative information on undergraduate and graduate tuition for full-time and part-time students, as well as information on required student fees and room and board charges.

Some of the highlights of this report are shown here.

- Across all institutions participating in this survey, the median tuition for a full-time undergraduate student in the 2021-2022 academic year is \$37,430, an increase of \$1,090 from the 2020-2021 median of \$36,340. Across all institutions, tuition for full-time undergraduates rose by a median of 2.5 percent between the 2020-2021 and the 2021-2022 academic years. The smallest median percentage increase in tuition for full-time undergraduate students between the 2020-2021 and the 2021-2022 academic years was found in the Special Focus Institutions category, which showed a median tuition increase of 0 percent.
- The median room and board charge for 2021-2022 is \$13,420, an increase of \$154 from the 2020-2021 median of \$13,266. Across all institutions, room and board charges rose by a median of 2.1 percent between the 2020-2021 and the 2021-2022 academic years.
- The median total cost (tuition, fees, and room and board) for a full-time undergraduate residential student in the 2021-2022 period is \$49,900, an increase of \$430 from the 2020-2021 median of \$49,470. Across all institutions, total cost for full-time undergraduate residential students rose by a median of 2.3 percent between the 2020-2021 and the 2021-2022 academic years. Institutions in the Baccalaureate Colleges category had the largest median increase in total costs at 2.8 percent.
- The median increase in tuition for full-time graduate students from the 2020-2021 academic year to the 2021-2022 academic year was 2 percent.

REPORT SNAPSHOT



Important Information About This Report

Introduction

The Research Center of the Association of Independent Colleges and Universities of Pennsylvania (AICUP), under the direction of the AICUP Board of Directors and its standing Research, Assessment, and Accountability Committee, conducts an annual Tuition and Fees Survey. This survey is intended to provide comparative information on undergraduate and graduate tuition for full-time and part-time students, as well as information on required student fees and room and board charges.

The 2021-2022 Tuition and Fees report includes data from 90 of the 91 member institutions of AICUP. A breakdown of participating institutions by the 2018 Carnegie Classification of Institutions of Higher Education using the Basic Classification Scheme is shown here:

4	Associate's Colleges
27	Baccalaureate Colleges
32	Master's Colleges and Universities
14	Doctoral Universities
13	Special Focus Institutions

Methodology

The designated research liaison at each AICUP member institution was e-mailed a link to an online survey form. A copy of the survey form is included in Appendix B. The respondents were asked to provide "typical" data for academic year 2021-2022 for the following:

- Full-time undergraduate tuition, fees, and room and board charges
- Part-time undergraduate tuition, by day and evening courses
- Full-time and part-time graduate tuition

When the tuition or fees charged by an institution varied by academic program, respondents were asked to list the different tuition or fee charges. These details are included in Appendix A, "Data clarification and notes."

Data collection for the 2021-2022 AICUP Tuition and Fees Survey began in January 2021 and ended in May 2021. Three preliminary reports were produced by AICUP in March 2021, April 2021, and May 2021. The preliminary reports were sent to AICUP member institutions that had submitted 2021-2022 tuition and fees data by that point in time.

Microsoft Excel software was used to create summary information by individual institution, by 2018 Carnegie Classification, and for the entire group of institutions participating in the survey. For individual institutions, this report shows the various educational charges assessed by each institution in the 2020-2021 and the 2021-2022 academic years as well as the percentage change between these two periods. Median statistics were calculated for each type of data (tuition, fees, and room and board) by Carnegie classification and for the entire group of institutions participating in the survey.

The use of medians minimizes but does not eliminate measurement error, in that extreme values in the distribution do not contribute disproportionately to the summary value. However, use caution with median values for an institutional category that are based on a small number of institutions in that category.

Users of this study are strongly encouraged to read the "Data Clarifications and Notes" in Appendix A for additional information on the data submitted by individual institutions and to review institution-specific tuition and fee charges that may vary by program area.

Important Information About This Report

Data Confidentiality and Appropriate Uses of AICUP Annual Studies

The president of each member institution of the Association of Independent Colleges and Universities of Pennsylvania (AICUP) has submitted a signed statement agreeing to safeguard the confidentiality of particular data contained in annual studies and research reports of the AICUP Research Center and to use these reports only in appropriate ways. This agreement applies to all users of the annual studies and reports at all AICUP-member institutions.

AICUP annual studies are to be used for internal planning and management purposes only. Each report's executive summary and median data by Carnegie classification may be shared among appropriate audiences at each AICUP-member institution. However, institution-specific data shown in the annual studies are intended solely for review and use by senior management of AICUP-member institutions. Senior management is defined as the president, vice-president, deans, and trustees of the institution as well as the directors and staff of institutional offices whose job duties include work directly related to the planning and management activities of the institution.

The institution-specific data reported in the AICUP annual studies may be shared with representatives of accrediting organizations if such data is required by the accrediting organization and with the assurance that such data will remain confidential. Copies of any part of the annual studies are not intended for distribution to students, faculty, and general staff of the institution, nor should they be released to the news media, the general public, or to staff of other institutions.

Data tables or any other pages in the annual studies that are marked "Confidential" should not be removed from the report, nor should these pages be scanned or photocopied for circulation, nor should any information from these pages be copied into other documents without the permission of the institution president. When any pages marked "Confidential" are duplicated, in whole or in part, for the purpose of sharing information on these pages with other individuals, a copy of this page describing the AICUP annual studies data sharing confidentiality understanding should be attached.

Institutions that Submitted Tuition and Fees Data

Associate's Colleges (N = 4)

Harcum College
Johnson College
Manor College
Valley Forge Military College

Baccalaureate Colleges (N = 27)

Albright College
Allegheny College
Bryn Athyn College
Bryn Mawr College
Bucknell University
Dickinson College
Elizabethtown College
Franklin & Marshall College
Gettysburg College
Grove City College
Haverford College
Juniata College
Keystone College
Lackawanna College
Lafayette College
Lycoming College
Moravian College
Mount Aloysius College
Peirce College
Pittsburgh Technical College
Saint Vincent College
Susquehanna University
Swarthmore College
Thiel College
Ursinus College
Washington & Jefferson College
Westminster College

Doctoral Universities (N = 14)

Carnegie Mellon University
Chatham University
Drexel University
Duquesne University
Gannon University
Immaculata University
Lehigh University
Misericordia University
Robert Morris University
Thomas Jefferson University
University of Pennsylvania
Villanova University
Widener University
Wilkes University


Master's Colleges and Universities (N = 32)

Alvernia University
Arcadia University
Cabrini University
Cairn University
Carlow University
Cedar Crest College
Chestnut Hill College
Delaware Valley University
DeSales University
Eastern University
Geneva College
Gwynedd Mercy University
Harrisburg University of Science & Technology
Holy Family University
King's College
La Roche University
La Salle University
Lancaster Bible College
Lebanon Valley College
Marywood University
Mercyhurst University
Messiah University
Neumann University
Point Park University
Rosemont College
Saint Francis University
Saint Joseph's University
Seton Hill University
The University of Scranton
Waynesburg University
Wilson College
York College of Pennsylvania

Special Focus Institutions (N = 13)

Clarks Summit University
Geisinger Commonwealth School of Medicine
Gratz College
Lake Erie College of Osteopathic Medicine
Moore College of Art & Design
Pennsylvania Academy of the Fine Arts
Pennsylvania College of Art & Design
Pennsylvania College of Health Sciences
Pennsylvania Institute of Technology
Philadelphia College of Osteopathic Medicine
Salus University
The University of the Arts
University of the Sciences

Total N = 90



**Summary Tables:
Tuition and Fees Data by Institution
2020-2021 and 2021-2022**



Note: The notation “(a)” in the data tables indicates that the institution did not report the value. The notation “(b)” in the data tables indicates that the sum or percentage was not calculated—a component value was missing or the denominator equaled zero. The notation “(c)” in the data tables indicates that the value may be found in Appendix A, “Data Clarifications and Notes.”

Full-Time Undergraduate Tuition

	2020-2021	2021-2022	Change (%)
Overall Median	\$36,340	\$37,430	2.5%
Associate's Colleges Median	\$21,850	\$22,190	1.0%
Harcum College	\$26,000	\$26,600	2.3%
Johnson College	\$17,700	\$17,700	0.0%
Manor College	\$17,430	\$17,780	2.0%
Valley Forge Military College	\$30,975	\$30,975	0.0%
Baccalaureate Colleges Median	\$45,321	\$46,799	2.9%
Albright College	\$25,500	\$26,490	3.9%
Allegheny College	\$50,480	\$51,910	2.8%
Bryn Athyn College	\$23,697	\$24,408	3.0%
Bryn Mawr College	\$53,180	\$55,025	3.5%
Bucknell University	\$57,882	\$59,474	2.8%
Dickinson College	\$55,948	\$58,158	4.0%
Elizabethtown College	\$32,960	\$34,000	3.2%
Franklin & Marshall College	\$60,872	\$63,216	3.9%
Gettysburg College	\$58,500	\$59,960	2.5%
Grove City College	\$18,930	\$19,310	2.0%
Haverford College	\$58,402	\$60,442	3.5%
Juniata College	\$48,350	\$50,100	3.6%
Keystone College	\$14,500	\$14,800	2.1%
Lackawanna College	\$15,300	\$15,300	0.0%
Lafayette College	\$54,512	\$55,874	2.5%
Lycoming College	\$41,984	\$43,232	3.0%
Moravian College	\$45,321	\$46,799	3.3%
Mount Aloysius College	\$23,090	\$23,590	2.2%
Peirce College	\$14,400	\$14,400	0.0%
Pittsburgh Technical College	\$14,832	\$14,850	0.1%
Saint Vincent College	\$36,586	\$37,684	3.0%
Susquehanna University	\$50,500	\$52,380	3.7%
Swarthmore College	\$54,256	\$55,856	2.9%
Thiel College	\$31,690	\$32,640	3.0%
Ursinus College	\$55,210	\$56,600	2.5%
Washington & Jefferson College	\$49,612	\$49,612	0.0%
Westminster College	\$37,075	\$37,630	1.5%
Doctoral Universities Median	\$41,286	\$42,713	2.0%
Carnegie Mellon University	\$57,560	\$57,560	0.0%
Chatham University	\$38,482	\$39,443	2.5%
Drexel University	\$53,868	\$54,766	1.7%
Duquesne University	\$41,892	\$43,526	3.9%
Gannon University	\$33,560	\$33,560	0.0%
Immaculata University	\$26,900	\$26,900	0.0%
Lehigh University	\$56,980	\$56,980	0.0%
Misericordia University	\$34,100	\$34,100	0.0%
Robert Morris University	\$30,830	\$31,450	2.0%
Thomas Jefferson University	\$40,680	\$41,900	3.0%
University of Pennsylvania	\$53,166	\$54,652	2.8%
Villanova University	\$56,730	\$58,290	2.7%
Widener University	\$47,770	\$48,724	2.0%
Wilkes University	\$36,888	\$37,994	3.0%

Full-Time Undergraduate Tuition (Cont'd.)

	2020-2021	2021-2022	Change (%)
Master's Colleges and Universities Median	\$34,393	\$35,167	2.4%
Alvernia University	\$36,680	\$37,780	3.0%
Arcadia University	\$44,620	\$45,520	2.0%
Cabrini University	\$32,830	\$32,830	0.0%
Cairn University	\$29,178	\$30,345	4.0%
Carlow University	\$30,542	\$32,390	6.1%
Cedar Crest College	\$40,967	\$41,991	2.5%
Chestnut Hill College	\$37,950	\$37,950	0.0%
Delaware Valley University	\$38,070	\$38,800	1.9%
DeSales University	\$38,500	\$39,500	2.6%
Eastern University	\$34,136	\$34,990	2.5%
Geneva College	\$28,500	\$29,160	2.3%
Gwynedd Mercy University	\$34,650	\$35,344	2.0%
Harrisburg University of Science & Technology	\$23,900	\$23,900	0.0%
Holy Family University	\$30,590	\$30,590	0.0%
King's College	\$38,062	\$38,822	2.0%
La Roche University	\$29,470	\$30,720	4.2%
La Salle University	\$31,350	\$32,000	2.1%
Lancaster Bible College	\$26,690	\$26,690	0.0%
Lebanon Valley College	\$44,740	\$45,860	2.5%
Marywood University	\$35,178	\$35,534	1.0%
Mercyhurst University	\$38,580	\$39,750	3.0%
Messiah University	\$36,340	\$37,430	3.0%
Neumann University	\$31,500	\$32,760	4.0%
Point Park University	\$32,560	\$33,870	4.0%
Rosemont College	\$19,500	\$19,500	0.0%
Saint Francis University	\$38,078	\$38,852	2.0%
Saint Joseph's University	\$47,740	\$47,740	0.0%
Seton Hill University	\$37,396	\$38,518	3.0%
The University of Scranton	\$46,684	\$48,062	3.0%
Waynesburg University	\$25,430	\$26,380	3.7%
Wilson College	\$25,200	\$25,200	0.0%
York College of Pennsylvania	\$19,670	\$20,260	3.0%
Special Focus Institutions Median	\$26,016	\$26,975	0.0%
Clarks Summit University	\$26,082	\$27,200	4.3%
Geisinger Commonwealth School of Medicine	n/a	n/a	n/a
Gratz College	\$8,745	\$8,745	0.0%
Lake Erie College of Osteopathic Medicine	\$14,640	\$14,640	0.0%
Moore College of Art & Design	\$43,320	\$44,620	3.0%
Pennsylvania Academy of the Fine Arts	\$38,926	\$38,926	0.0%
Pennsylvania College of Art & Design	\$25,950	\$26,750	3.1%
Pennsylvania College of Health Sciences	\$29,386	\$29,386	0.0%
Pennsylvania Institute of Technology	\$10,800	\$10,800	0.0%
Philadelphia College of Osteopathic Medicine	n/a	n/a	n/a
Salus University	n/a	n/a	n/a
The University of the Arts	\$46,530	\$48,350	3.9%
University of the Sciences	\$25,000	\$25,000	0.0%

Full-Time Undergraduate Required Fees

	2020-2021	2021-2022	Change (%)
Overall Median	\$1,000	\$1,000	0.0%
Associate's Colleges Median	\$1,350	\$1,350	0.0%
Harcum College	n/a	n/a	n/a
Johnson College	\$1,600	\$1,600	0.0%
Manor College	\$1,100	\$1,100	0.0%
Valley Forge Military College	n/a	n/a	n/a
Baccalaureate Colleges Median	\$730	\$705	0.0%
Albright College	\$1,188	\$1,188	0.0%
Allegheny College	\$500	\$620	24.0%
Bryn Athyn College	\$1,752	\$1,806	3.1%
Bryn Mawr College	\$1,260	\$1,295	2.8%
Bucknell University	\$320	\$328	2.5%
Dickinson College	\$550	\$550	0.0%
Elizabethtown College	n/a	\$600	(b)
Franklin & Marshall College	\$190	\$185	-2.6%
Gettysburg College	n/a	n/a	n/a
Grove City College	n/a	n/a	n/a
Haverford College	\$498	\$498	0.0%
Juniata College	\$825	\$976	18.3%
Keystone College	\$2,500	\$2,500	0.0%
Lackawanna College	\$830	\$830	0.0%
Lafayette College	\$480	\$490	2.1%
Lycoming College	\$730	\$730	0.0%
Moravian College	\$2,046	\$1,931	-5.6%
Mount Aloysius College	\$1,280	\$1,300	1.6%
Peirce College	\$660	\$660	0.0%
Pittsburgh Technical College	\$1,800	\$1,800	0.0%
Saint Vincent College	\$1,454	\$1,505	3.5%
Susquehanna University	\$640	\$680	6.3%
Swarthmore College	\$400	\$200	-50.0%
Thiel College	\$1,830	\$1,830	0.0%
Ursinus College	n/a	n/a	n/a
Washington & Jefferson College	\$580	\$580	0.0%
Westminster College	\$600	\$600	0.0%
Doctoral Universities Median	\$1,205	\$1,320	1.5%
Carnegie Mellon University	\$1,205	\$1,364	13.2%
Chatham University	\$1,420	\$1,434	1.0%
Drexel University	\$2,405	\$2,405	0.0%
Duquesne University	n/a	n/a	n/a
Gannon University	\$966	\$966	0.0%
Immaculata University	\$850	\$850	0.0%
Lehigh University	\$470	\$490	4.3%
Misericordia University	\$1,840	\$1,840	0.0%
Robert Morris University	\$1,300	\$1,320	1.5%
Thomas Jefferson University	\$1,035	\$1,066	3.0%
University of Pennsylvania	\$6,876	\$7,058	2.6%
Villanova University	\$730	\$730	0.0%
Widener University	\$805	\$982	22.0%
Wilkes University	\$1,864	\$1,920	3.0%

Full-Time Undergraduate Required Fees (Cont'd.)

	2020-2021	2021-2022	Change (%)
Master's Colleges and Universities Median	\$950	\$1,000	0.0%
Alvernia University	\$1,350	\$1,500	11.1%
Arcadia University	\$700	\$700	0.0%
Cabrini University	\$1,015	\$1,015	0.0%
Cairn University	\$375	\$375	0.0%
Carlow University	\$904	\$932	3.1%
Cedar Crest College	\$600	\$600	0.0%
Chestnut Hill College	\$320	\$320	0.0%
Delaware Valley University	\$2,550	\$2,580	1.2%
DeSales University	\$1,000	\$1,500	50.0%
Eastern University	\$645	\$680	5.4%
Geneva College	\$540	\$810	50.0%
Gwynedd Mercy University	\$950	\$900	-5.3%
Harrisburg University of Science & Technology	n/a	n/a	n/a
Holy Family University	\$1,050	\$1,050	0.0%
King's College	\$2,018	\$2,058	2.0%
La Roche University	\$850	\$850	0.0%
La Salle University	\$1,100	\$1,250	13.6%
Lancaster Bible College	\$700	\$700	0.0%
Lebanon Valley College	\$1,290	\$1,320	2.3%
Marywood University	\$1,750	\$1,750	0.0%
Mercyhurst University	\$2,770	\$2,930	5.8%
Messiah University	\$840	\$940	11.9%
Neumann University	\$1,460	\$1,700	16.4%
Point Park University	\$1,640	\$1,740	6.1%
Rosemont College	\$1,000	\$1,000	0.0%
Saint Francis University	\$650	\$650	0.0%
Saint Joseph's University	\$200	\$200	0.0%
Seton Hill University	\$550	\$550	0.0%
The University of Scranton	\$400	\$400	0.0%
Waynesburg University	\$1,070	\$1,070	0.0%
Wilson College	\$890	\$1,000	12.4%
York College of Pennsylvania	\$2,030	\$2,090	3.0%
Special Focus Institutions Median	\$1,486	\$1,700	0.0%
Clarks Summit University	n/a	n/a	n/a
Geisinger Commonwealth School of Medicine	n/a	n/a	n/a
Gratz College	\$75	\$75	0.0%
Lake Erie College of Osteopathic Medicine	n/a	n/a	n/a
Moore College of Art & Design	\$1,486	\$2,107	41.8%
Pennsylvania Academy of the Fine Arts	\$1,450	\$1,450	0.0%
Pennsylvania College of Art & Design	\$1,700	\$1,700	0.0%
Pennsylvania College of Health Sciences	n/a	n/a	n/a
Pennsylvania Institute of Technology	\$3,105	\$3,105	0.0%
Philadelphia College of Osteopathic Medicine	n/a	n/a	n/a
Salus University	n/a	n/a	n/a
The University of the Arts	\$150	\$150	0.0%
University of the Sciences	\$2,500	\$2,500	0.0%

Full-Time Undergraduate Room Charges

	2020-2021	2021-2022	Change (%)
Overall Median	\$7,124	\$7,680	2.1%
Associate's Colleges Median	\$8,265	\$8,025	0.0%
Harcum College	(a)	\$6,600	(b)
Johnson College	\$7,080	n/a	(b)
Manor College	(a)	(a)	(b)
Valley Forge Military College	\$9,450	\$9,450	0.0%
Baccalaureate Colleges Median	\$7,185	\$7,695	2.6%
Albright College	\$7,050	\$7,190	2.0%
Allegheny College	\$6,900	\$7,080	2.6%
Bryn Athyn College	\$6,303	(a)	(b)
Bryn Mawr College	\$9,760	\$9,910	1.5%
Bucknell University	\$8,946	\$9,192	2.7%
Dickinson College	\$7,566	\$7,866	4.0%
Elizabethtown College	\$5,970	\$6,100	2.2%
Franklin & Marshall College	\$8,550	\$8,722	2.0%
Gettysburg College	\$7,490	\$7,710	2.9%
Grove City College	\$6,410	\$6,780	5.8%
Haverford College	\$10,086	\$10,320	2.3%
Juniata College	\$6,944	\$6,944	0.0%
Keystone College	\$6,000	\$6,000	0.0%
Lackawanna College	\$6,900	\$6,900	0.0%
Lafayette College	\$10,056	\$10,308	2.5%
Lycoming College	\$6,824	\$7,022	2.9%
Moravian College	\$8,154	\$8,154	0.0%
Mount Aloysius College	\$5,682	\$5,852	3.0%
Peirce College	n/a	n/a	n/a
Pittsburgh Technical College	(a)	\$7,935	(b)
Saint Vincent College	\$6,806	\$7,010	3.0%
Susquehanna University	\$7,320	\$7,680	4.9%
Swarthmore College	\$8,542	\$8,796	3.0%
Thiel College	\$6,748	\$6,984	3.5%
Ursinus College	\$8,880	\$9,230	3.9%
Washington & Jefferson College	\$7,788	\$7,788	0.0%
Westminster College	(a)	(a)	(b)
Doctoral Universities Median	\$7,490	\$7,905	2.8%
Carnegie Mellon University	\$9,210	\$9,614	4.4%
Chatham University	\$6,645	\$6,645	0.0%
Drexel University	(a)	\$10,320	(b)
Duquesne University	\$7,482	\$7,774	3.9%
Gannon University	\$7,490	\$7,810	4.3%
Immaculata University	\$6,390	\$6,390	0.0%
Lehigh University	\$8,660	\$9,030	4.3%
Misericordia University	\$8,000	\$8,000	0.0%
Robert Morris University	\$6,630	\$6,770	2.1%
Thomas Jefferson University	\$6,495	\$6,679	2.8%
University of Pennsylvania	\$9,827	\$11,358	15.6%
Villanova University	\$8,015	\$8,236	2.8%
Widener University	\$7,167	\$7,748	8.1%
Wilkes University	\$9,306	\$9,492	2.0%

Full-Time Undergraduate Room Charges (Cont'd.)

	2020-2021	2021-2022	Change (%)
Master's Colleges and Universities Median	\$6,625	\$6,930	0.0%
Alvernia University	\$6,730	\$6,930	3.0%
Arcadia University	\$9,000	\$9,000	0.0%
Cabrini University	\$7,784	\$7,784	0.0%
Cairn University	\$5,857	\$6,091	4.0%
Carlow University	\$6,326	\$6,516	3.0%
Cedar Crest College	\$5,750	\$5,750	0.0%
Chestnut Hill College	(a)	(a)	(b)
Delaware Valley University	\$6,530	\$7,030	7.7%
DeSales University	\$6,400	\$6,400	0.0%
Eastern University	\$5,960	\$6,448	8.2%
Geneva College	\$5,660	\$5,660	0.0%
Gwynedd Mercy University	\$5,820	\$5,630	-3.3%
Harrisburg University of Science & Technology	\$7,000	\$7,040	0.6%
Holy Family University	\$7,980	\$7,980	0.0%
King's College	\$7,364	\$7,509	2.0%
La Roche University	\$7,700	\$8,000	3.9%
La Salle University	\$7,990	\$7,990	0.0%
Lancaster Bible College	\$5,460	\$5,460	0.0%
Lebanon Valley College	\$6,040	\$6,190	2.5%
Marywood University	\$8,138	\$8,138	0.0%
Mercyhurst University	(a)	\$8,658	(b)
Messiah University	\$5,800	\$5,970	2.9%
Neumann University	\$8,600	\$8,600	0.0%
Point Park University	\$5,520	\$5,640	2.2%
Rosemont College	\$10,130	\$10,130	0.0%
Saint Francis University	\$6,148	\$6,148	0.0%
Saint Joseph's University	\$9,424	\$9,424	0.0%
Seton Hill University	\$6,902	\$7,110	3.0%
The University of Scranton	\$9,128	\$9,310	2.0%
Waynesburg University	\$5,510	\$5,760	4.5%
Wilson College	\$5,500	\$5,500	0.0%
York College of Pennsylvania	\$6,720	\$6,720	0.0%
Special Focus Institutions Median	\$11,100	\$10,820	0.5%
Clarks Summit University	(a)	\$2,700	(b)
Geisinger Commonwealth School of Medicine	n/a	n/a	n/a
Gratz College	n/a	n/a	n/a
Lake Erie College of Osteopathic Medicine	n/a	n/a	n/a
Moore College of Art & Design	(a)	(a)	(b)
Pennsylvania Academy of the Fine Arts	\$13,420	\$13,700	2.1%
Pennsylvania College of Art & Design	\$9,000	\$9,090	1.0%
Pennsylvania College of Health Sciences	n/a	n/a	n/a
Pennsylvania Institute of Technology	n/a	n/a	n/a
Philadelphia College of Osteopathic Medicine	n/a	n/a	n/a
Salus University	n/a	n/a	n/a
The University of the Arts	\$11,380	\$11,380	0.0%
University of the Sciences	\$10,820	\$10,820	0.0%

Full-Time Undergraduate Board Charges

	2020-2021	2021-2022	Change (%)
Overall Median	\$6,200	\$6,250	2.0%
Associate's Colleges Median	\$4,945	\$5,975	0.0%
Harcum College	(a)	\$4,400	(b)
Johnson College	\$2,340	n/a	(b)
Manor College	(a)	(a)	(b)
Valley Forge Military College	\$7,550	\$7,550	0.0%
Baccalaureate Colleges Median	\$6,143	\$6,230	2.5%
Albright College	\$5,840	\$5,986	2.5%
Allegheny College	\$6,180	\$6,340	2.6%
Bryn Athyn College	\$6,303	(a)	(b)
Bryn Mawr College	\$7,340	\$7,460	1.6%
Bucknell University	\$5,724	\$5,682	-0.7%
Dickinson College	\$7,106	\$7,386	3.9%
Elizabethtown College	\$6,090	\$6,230	2.3%
Franklin & Marshall College	\$5,900	\$6,018	2.0%
Gettysburg College	\$6,470	\$6,660	2.9%
Grove City College	\$3,900	\$3,900	0.0%
Haverford College	\$6,980	\$6,980	0.0%
Juniata College	\$6,106	\$6,106	0.0%
Keystone College	\$5,900	\$5,900	0.0%
Lackawanna College	\$4,000	\$4,000	0.0%
Lafayette College	\$6,207	\$6,362	2.5%
Lycoming College	\$6,560	\$6,750	2.9%
Moravian College	\$6,317	\$6,317	0.0%
Mount Aloysius College	\$5,614	\$5,782	3.0%
Peirce College	n/a	n/a	n/a
Pittsburgh Technical College	n/a	n/a	n/a
Saint Vincent College	\$5,770	\$5,944	3.0%
Susquehanna University	\$6,360	\$6,670	4.9%
Swarthmore College	\$8,112	\$8,354	3.0%
Thiel College	\$6,748	\$6,984	3.5%
Ursinus College	\$4,650	\$4,830	3.9%
Washington & Jefferson College	\$5,484	\$5,484	0.0%
Westminster College	n/a	n/a	n/a
Doctoral Universities Median	\$6,340	\$6,335	2.7%
Carnegie Mellon University	\$6,340	\$6,226	-1.8%
Chatham University	\$6,600	\$6,660	0.9%
Drexel University	(a)	\$6,168	(b)
Duquesne University	\$6,130	\$6,370	3.9%
Gannon University	\$6,600	\$6,790	2.9%
Immaculata University	\$6,230	\$6,230	0.0%
Lehigh University	\$6,080	\$6,300	3.6%
Misericordia University	\$6,520	\$6,520	0.0%
Robert Morris University	\$5,440	\$5,550	2.0%
Thomas Jefferson University	\$7,385	\$7,608	3.0%
University of Pennsylvania	\$5,482	\$5,946	8.5%
Villanova University	\$6,960	\$7,150	2.7%
Widener University	\$6,534	\$7,060	8.1%
Wilkes University	\$6,094	\$6,206	1.8%

Full-Time Undergraduate Board Charges (Cont'd.)

	2020-2021	2021-2022	Change (%)
Master's Colleges and Universities Median	\$5,934	\$6,262	2.0%
Alvernia University	\$6,550	\$6,750	3.1%
Arcadia University	\$5,050	\$5,170	2.4%
Cabrini University	\$5,180	\$5,180	0.0%
Cairn University	\$5,330	\$5,330	0.0%
Carlow University	\$5,934	\$6,112	3.0%
Cedar Crest College	\$6,572	\$6,769	3.0%
Chestnut Hill College	(a)	(a)	(b)
Delaware Valley University	\$8,320	\$7,820	-6.0%
DeSales University	\$6,900	\$6,900	0.0%
Eastern University	\$5,244	\$5,672	8.2%
Geneva College	\$5,190	\$5,190	0.0%
Gwynedd Mercy University	\$7,160	\$6,640	-7.3%
Harrisburg University of Science & Technology	n/a	n/a	n/a
Holy Family University	\$7,030	\$7,300	3.8%
King's College	\$6,644	\$6,777	2.0%
La Roche University	\$4,500	\$4,634	3.0%
La Salle University	\$7,232	\$7,360	1.8%
Lancaster Bible College	\$4,840	\$4,840	0.0%
Lebanon Valley College	\$6,460	\$6,620	2.5%
Marywood University	\$6,200	\$6,200	0.0%
Mercyhurst University	(a)	\$6,784	(b)
Messiah University	\$5,100	\$5,250	2.9%
Neumann University	\$5,660	\$6,500	14.8%
Point Park University	\$7,160	\$7,300	2.0%
Rosemont College	\$3,000	\$3,000	0.0%
Saint Francis University	\$6,324	\$6,324	0.0%
Saint Joseph's University	\$5,416	\$5,416	0.0%
Seton Hill University	\$5,678	\$5,850	3.0%
The University of Scranton	\$6,518	\$6,680	2.5%
Waynesburg University	\$5,380	\$5,440	1.1%
Wilson College	\$6,216	\$6,340	2.0%
York College of Pennsylvania	\$5,170	\$5,330	3.1%
Special Focus Institutions Median	\$6,250	\$5,175	0.0%
Clarks Summit University	(a)	\$4,100	(b)
Geisinger Commonwealth School of Medicine	n/a	n/a	n/a
Gratz College	n/a	n/a	n/a
Lake Erie College of Osteopathic Medicine	n/a	n/a	n/a
Moore College of Art & Design	(a)	(a)	(b)
Pennsylvania Academy of the Fine Arts	n/a	n/a	n/a
Pennsylvania College of Art & Design	\$1,638	\$1,713	4.6%
Pennsylvania College of Health Sciences	n/a	n/a	n/a
Pennsylvania Institute of Technology	n/a	n/a	n/a
Philadelphia College of Osteopathic Medicine	n/a	n/a	n/a
Salus University	n/a	n/a	n/a
The University of the Arts	\$6,250	\$6,250	0.0%
University of the Sciences	\$6,774	\$6,774	0.0%

Full-Time Undergraduate Room and Board Charges

	2020-2021	2021-2022	Change (%)
Overall Median	\$13,266	\$13,420	2.1%
Associate's Colleges Median	\$10,080	\$11,000	2.0%
Harcum College	\$10,740	\$11,000	2.4%
Johnson College	\$9,420	n/a	(b)
Manor College	\$8,202	\$8,366	2.0%
Valley Forge Military College	\$17,000	\$17,000	0.0%
Baccalaureate Colleges Median	\$13,328	\$13,596	2.4%
Albright College	\$12,890	\$13,176	2.2%
Allegheny College	\$13,080	\$13,420	2.6%
Bryn Athyn College	\$12,606	\$12,984	3.0%
Bryn Mawr College	\$17,100	\$17,370	1.6%
Bucknell University	\$14,670	\$14,874	1.4%
Dickinson College	\$14,672	\$15,252	4.0%
Elizabethtown College	\$12,060	\$12,330	2.2%
Franklin & Marshall College	\$14,450	\$14,740	2.0%
Gettysburg College	\$13,960	\$14,370	2.9%
Grove City College	\$10,310	\$10,680	3.6%
Haverford College	\$17,066	\$17,300	1.4%
Juniata College	\$13,050	\$13,050	0.0%
Keystone College	\$11,900	\$11,900	0.0%
Lackawanna College	\$10,900	\$10,900	0.0%
Lafayette College	\$16,263	\$16,670	2.5%
Lycoming College	\$13,384	\$13,772	2.9%
Moravian College	\$14,471	\$14,471	0.0%
Mount Aloysius College	\$11,296	\$11,634	3.0%
Peirce College	n/a	n/a	n/a
Pittsburgh Technical College	\$10,125	\$7,935	-21.6%
Saint Vincent College	\$12,576	\$12,954	3.0%
Susquehanna University	\$13,680	\$14,350	4.9%
Swarthmore College	\$16,654	\$17,150	3.0%
Thiel College	\$13,496	\$13,968	3.5%
Ursinus College	\$13,530	\$14,060	3.9%
Washington & Jefferson College	\$13,272	\$13,272	0.0%
Westminster College	\$11,550	\$11,670	1.0%
Doctoral Universities Median	\$14,305	\$14,704	2.8%
Carnegie Mellon University	\$15,550	\$15,840	1.9%
Chatham University	\$13,245	\$13,305	0.5%
Drexel University	\$16,008	\$16,488	3.0%
Duquesne University	\$13,612	\$14,144	3.9%
Gannon University	\$14,090	\$14,600	3.6%
Immaculata University	\$12,620	\$12,620	0.0%
Lehigh University	\$14,740	\$15,330	4.0%
Misericordia University	\$14,520	\$14,520	0.0%
Robert Morris University	\$12,070	\$12,320	2.1%
Thomas Jefferson University	\$13,880	\$14,287	2.9%
University of Pennsylvania	\$15,309	\$17,304	13.0%
Villanova University	\$14,975	\$15,386	2.7%
Widener University	\$13,701	\$14,808	8.1%
Wilkes University	\$15,400	\$15,698	1.9%

Full-Time Undergraduate Room and Board Charges (Cont'd.)

	2020-2021	2021-2022	Change (%)
Master's Colleges and Universities Median	\$12,630	\$12,875	1.5%
Alvernia University	\$13,280	\$13,680	3.0%
Arcadia University	\$14,050	\$14,170	0.9%
Cabrini University	\$12,964	\$12,964	0.0%
Cairn University	\$11,187	\$11,421	2.1%
Carlow University	\$12,260	\$12,628	3.0%
Cedar Crest College	\$12,322	\$12,519	1.6%
Chestnut Hill College	\$11,200	\$11,200	0.0%
Delaware Valley University	\$14,850	\$14,850	0.0%
DeSales University	\$13,300	\$13,300	0.0%
Eastern University	\$11,204	\$12,120	8.2%
Geneva College	\$10,850	\$10,850	0.0%
Gwynedd Mercy University	\$12,980	\$12,270	-5.5%
Harrisburg University of Science & Technology	\$7,000	\$7,040	0.6%
Holy Family University	\$15,010	\$15,280	1.8%
King's College	\$14,008	\$14,286	2.0%
La Roche University	\$12,270	\$12,634	3.0%
La Salle University	\$15,222	\$15,350	0.8%
Lancaster Bible College	\$10,300	\$10,300	0.0%
Lebanon Valley College	\$12,500	\$12,810	2.5%
Marywood University	\$14,338	\$14,338	0.0%
Mercyhurst University	\$13,260	\$15,442	16.5%
Messiah University	\$10,900	\$11,220	2.9%
Neumann University	\$14,260	\$15,000	5.2%
Point Park University	\$12,680	\$12,940	2.1%
Rosemont College	\$13,130	\$13,130	0.0%
Saint Francis University	\$12,472	\$12,472	0.0%
Saint Joseph's University	\$14,840	\$14,840	0.0%
Seton Hill University	\$12,580	\$12,960	3.0%
The University of Scranton	\$15,646	\$15,990	2.2%
Waynesburg University	\$10,890	\$11,200	2.8%
Wilson College	\$11,716	\$11,840	1.1%
York College of Pennsylvania	\$11,890	\$12,050	1.3%
Special Focus Institutions Median	\$15,128	\$15,520	1.0%
Clarks Summit University	\$6,490	\$6,800	4.8%
Geisinger Commonwealth School of Medicine	n/a	n/a	n/a
Gratz College	n/a	n/a	n/a
Lake Erie College of Osteopathic Medicine	n/a	n/a	n/a
Moore College of Art & Design	\$16,836	\$17,340	3.0%
Pennsylvania Academy of the Fine Arts	\$13,420	\$13,700	2.1%
Pennsylvania College of Art & Design	\$12,000	\$10,803	-10.0%
Pennsylvania College of Health Sciences	n/a	n/a	n/a
Pennsylvania Institute of Technology	n/a	n/a	n/a
Philadelphia College of Osteopathic Medicine	n/a	n/a	n/a
Salus University	n/a	n/a	n/a
The University of the Arts	\$17,630	\$17,630	0.0%
University of the Sciences	\$17,594	\$17,594	0.0%

Full-Time Undergraduate Tuition + Required Fees Charges

	2020-2021	2021-2022	Change (%)
Overall Median	\$37,180	\$38,230	2.5%
Associate's Colleges Median	\$22,650	\$22,950	0.9%
Harcum College	\$26,000	\$26,600	2.3%
Johnson College	\$19,300	\$19,300	0.0%
Manor College	\$18,530	\$18,880	1.9%
Valley Forge Military College	\$30,975	\$30,975	0.0%
Baccalaureate Colleges Median	\$47,367	\$48,730	2.8%
Albright College	\$26,688	\$27,678	3.7%
Allegheny College	\$50,980	\$52,530	3.0%
Bryn Athyn College	\$25,449	\$26,214	3.0%
Bryn Mawr College	\$54,440	\$56,320	3.5%
Bucknell University	\$58,202	\$59,802	2.7%
Dickinson College	\$56,498	\$58,708	3.9%
Elizabethtown College	\$32,960	\$34,600	5.0%
Franklin & Marshall College	\$61,062	\$63,401	3.8%
Gettysburg College	\$58,500	\$59,960	2.5%
Grove City College	\$18,930	\$19,310	2.0%
Haverford College	\$58,900	\$60,940	3.5%
Juniata College	\$49,175	\$51,076	3.9%
Keystone College	\$17,000	\$17,300	1.8%
Lackawanna College	\$16,130	\$16,130	0.0%
Lafayette College	\$54,992	\$56,364	2.5%
Lycoming College	\$42,714	\$43,962	2.9%
Moravian College	\$47,367	\$48,730	2.9%
Mount Aloysius College	\$24,370	\$24,890	2.1%
Peirce College	\$15,060	\$15,060	0.0%
Pittsburgh Technical College	\$16,632	\$16,650	0.1%
Saint Vincent College	\$38,040	\$39,189	3.0%
Susquehanna University	\$51,140	\$53,060	3.8%
Swarthmore College	\$54,656	\$56,056	2.6%
Thiel College	\$33,520	\$34,470	2.8%
Ursinus College	\$55,210	\$56,600	2.5%
Washington & Jefferson College	\$50,192	\$50,192	0.0%
Westminster College	\$37,675	\$38,230	1.5%
Doctoral Universities Median	\$41,804	\$43,246	2.2%
Carnegie Mellon University	\$58,765	\$58,924	0.3%
Chatham University	\$39,902	\$40,877	2.4%
Drexel University	\$56,273	\$57,171	1.6%
Duquesne University	\$41,892	\$43,526	3.9%
Gannon University	\$34,526	\$34,526	0.0%
Immaculata University	\$27,750	\$27,750	0.0%
Lehigh University	\$57,450	\$57,470	0.0%
Misericordia University	\$35,940	\$35,940	0.0%
Robert Morris University	\$32,130	\$32,770	2.0%
Thomas Jefferson University	\$41,715	\$42,966	3.0%
University of Pennsylvania	\$60,042	\$61,710	2.8%
Villanova University	\$57,460	\$59,020	2.7%
Widener University	\$48,575	\$49,706	2.3%
Wilkes University	\$38,752	\$39,914	3.0%

Full-Time Undergraduate Tuition + Required Fees Charges (Cont'd.)

	2020-2021	2021-2022	Change (%)
Master's Colleges and Universities Median	\$35,957	\$35,927	2.5%
Alvernia University	\$38,030	\$39,280	3.3%
Arcadia University	\$45,320	\$46,220	2.0%
Cabrini University	\$33,845	\$33,845	0.0%
Cairn University	\$29,553	\$30,720	3.9%
Carlow University	\$31,446	\$33,322	6.0%
Cedar Crest College	\$41,567	\$42,591	2.5%
Chestnut Hill College	\$38,270	\$38,270	0.0%
Delaware Valley University	\$40,620	\$41,380	1.9%
DeSales University	\$39,500	\$41,000	3.8%
Eastern University	\$34,781	\$35,670	2.6%
Geneva College	\$29,040	\$29,970	3.2%
Gwynedd Mercy University	\$35,600	\$36,244	1.8%
Harrisburg University of Science & Technology	\$23,900	\$23,900	0.0%
Holy Family University	\$31,640	\$31,640	0.0%
King's College	\$40,080	\$40,880	2.0%
La Roche University	\$30,320	\$31,570	4.1%
La Salle University	\$32,450	\$33,250	2.5%
Lancaster Bible College	\$27,390	\$27,390	0.0%
Lebanon Valley College	\$46,030	\$47,180	2.5%
Marywood University	\$36,928	\$37,284	1.0%
Mercyhurst University	\$41,350	\$42,680	3.2%
Messiah University	\$37,180	\$38,370	3.2%
Neumann University	\$32,960	\$34,460	4.6%
Point Park University	\$34,200	\$35,610	4.1%
Rosemont College	\$20,500	\$20,500	0.0%
Saint Francis University	\$38,728	\$39,502	2.0%
Saint Joseph's University	\$47,940	\$47,940	0.0%
Seton Hill University	\$37,946	\$39,068	3.0%
The University of Scranton	\$47,084	\$48,462	2.9%
Waynesburg University	\$26,500	\$27,450	3.6%
Wilson College	\$26,090	\$26,200	0.4%
York College of Pennsylvania	\$21,700	\$22,350	3.0%
Special Focus Institutions Median	\$27,575	\$27,975	0.0%
Clarks Summit University	\$26,082	\$27,200	4.3%
Geisinger Commonwealth School of Medicine	n/a	n/a	n/a
Gratz College	\$8,820	\$8,820	0.0%
Lake Erie College of Osteopathic Medicine	\$14,640	\$14,640	0.0%
Moore College of Art & Design	\$44,806	\$46,727	4.3%
Pennsylvania Academy of the Fine Arts	\$40,376	\$40,376	0.0%
Pennsylvania College of Art & Design	\$27,650	\$28,450	2.9%
Pennsylvania College of Health Sciences	\$29,386	\$29,386	0.0%
Pennsylvania Institute of Technology	\$13,905	\$13,905	0.0%
Philadelphia College of Osteopathic Medicine	n/a	n/a	n/a
Salus University	n/a	n/a	n/a
The University of the Arts	\$46,680	\$48,500	3.9%
University of the Sciences	\$27,500	\$27,500	0.0%

Full-Time Undergraduate Total Price (Tuition, Fees, Room and Board)

	2020-2021	2021-2022	Change (%)
Overall Median	\$49,470	\$49,900	2.3%
Associate's Colleges Median	\$32,730	\$32,423	1.0%
Harcum College	\$36,740	\$37,600	2.3%
Johnson College	\$28,720	\$19,300	-32.8%
Manor College	\$26,732	\$27,246	1.9%
Valley Forge Military College	\$47,975	\$47,975	0.0%
Baccalaureate Colleges Median	\$61,838	\$63,201	2.8%
Albright College	\$39,578	\$40,859	3.2%
Allegheny College	\$64,060	\$65,950	3.0%
Bryn Athyn College	\$38,055	\$39,198	3.0%
Bryn Mawr College	\$71,540	\$73,690	3.0%
Bucknell University	\$72,872	\$74,676	2.5%
Dickinson College	\$71,170	\$73,960	3.9%
Elizabethtown College	\$45,020	\$46,930	4.2%
Franklin & Marshall College	\$75,512	\$78,141	3.5%
Gettysburg College	\$72,460	\$74,330	2.6%
Grove City College	\$29,240	\$29,480	0.8%
Haverford College	\$75,966	\$78,240	3.0%
Juniata College	\$62,225	\$64,126	3.1%
Keystone College	\$28,900	\$29,200	1.0%
Lackawanna College	\$27,030	\$27,030	0.0%
Lafayette College	\$71,255	\$73,034	2.5%
Lycoming College	\$56,098	\$57,734	2.9%
Moravian College	\$61,838	\$63,201	2.2%
Mount Aloysius College	\$35,666	\$36,524	2.4%
Peirce College	\$15,060	\$15,060	0.0%
Pittsburgh Technical College	\$26,757	\$24,585	-8.1%
Saint Vincent College	\$50,616	\$52,143	3.0%
Susquehanna University	\$64,820	\$67,410	4.0%
Swarthmore College	\$71,310	\$73,206	2.7%
Thiel College	\$47,016	\$48,438	3.0%
Ursinus College	\$68,740	\$70,660	2.8%
Washington & Jefferson College	\$63,464	\$63,464	0.0%
Westminster College	\$49,225	\$49,900	1.4%
Doctoral Universities Median	\$55,550	\$57,462	2.0%
Carnegie Mellon University	\$74,474	\$74,764	0.4%
Chatham University	\$53,147	\$54,182	1.9%
Drexel University	\$72,281	\$73,659	1.9%
Duquesne University	\$55,504	\$57,670	3.9%
Gannon University	\$48,616	\$49,126	1.0%
Immaculata University	\$40,370	\$40,370	0.0%
Lehigh University	\$72,190	\$72,800	0.8%
Misericordia University	\$50,460	\$50,460	0.0%
Robert Morris University	\$44,200	\$45,090	2.0%
Thomas Jefferson University	\$55,595	\$57,253	3.0%
University of Pennsylvania	\$75,351	\$79,014	4.9%
Villanova University	\$72,435	\$74,406	2.7%
Widener University	\$62,276	\$64,514	3.6%
Wilkes University	\$54,152	\$55,612	2.7%

Full-Time Undergraduate Total Price (Tuition, Fees, Room and Board) (Cont'd.)

	2020-2021	2021-2022	Change (%)
Master's Colleges and Universities Median	\$47,876	\$49,035	2.1%
Alvernia University	\$51,310	\$52,960	3.2%
Arcadia University	\$59,370	\$60,390	1.7%
Cabrini University	\$46,809	\$46,809	0.0%
Cairn University	\$40,740	\$42,141	3.4%
Carlow University	\$43,706	\$45,950	5.1%
Cedar Crest College	\$53,889	\$55,110	2.3%
Chestnut Hill College	\$49,470	\$49,470	0.0%
Delaware Valley University	\$55,470	\$56,230	1.4%
DeSales University	\$52,800	\$54,300	2.8%
Eastern University	\$45,985	\$47,790	3.9%
Geneva College	\$39,890	\$40,820	2.3%
Gwynedd Mercy University	\$48,580	\$48,514	-0.1%
Harrisburg University of Science & Technology	\$30,900	\$30,940	0.1%
Holy Family University	\$46,650	\$46,920	0.6%
King's College	\$54,088	\$55,166	2.0%
La Roche University	\$42,590	\$44,204	3.8%
La Salle University	\$47,672	\$48,600	1.9%
Lancaster Bible College	\$37,150	\$37,150	0.0%
Lebanon Valley College	\$58,530	\$59,990	2.5%
Marywood University	\$51,266	\$51,622	0.7%
Mercyhurst University	\$54,610	\$58,122	6.4%
Messiah University	\$48,080	\$49,590	3.1%
Neumann University	\$47,220	\$49,560	5.0%
Point Park University	\$46,880	\$48,550	3.6%
Rosemont College	\$33,630	\$33,630	0.0%
Saint Francis University	\$51,200	\$51,324	0.2%
Saint Joseph's University	\$62,780	\$62,780	0.0%
Seton Hill University	\$50,528	\$52,028	3.0%
The University of Scranton	\$62,730	\$63,074	0.5%
Waynesburg University	\$37,530	\$38,970	3.8%
Wilson College	\$37,806	\$38,040	0.6%
York College of Pennsylvania	\$33,590	\$34,400	2.4%
Special Focus Institutions Median	\$36,111	\$36,614	0.0%
Clarks Summit University	\$32,572	\$34,000	4.4%
Geisinger Commonwealth School of Medicine	n/a	n/a	n/a
Gratz College	\$8,820	\$8,820	0.0%
Lake Erie College of Osteopathic Medicine	\$14,640	\$14,640	0.0%
Moore College of Art & Design	\$61,642	\$64,067	3.9%
Pennsylvania Academy of the Fine Arts	\$53,796	\$54,076	0.5%
Pennsylvania College of Art & Design	\$39,650	\$39,228	-1.1%
Pennsylvania College of Health Sciences	\$29,386	\$29,386	0.0%
Pennsylvania Institute of Technology	\$13,905	\$13,905	0.0%
Philadelphia College of Osteopathic Medicine	n/a	n/a	n/a
Salus University	n/a	n/a	n/a
The University of the Arts	\$64,160	\$66,130	3.1%
University of the Sciences	\$45,094	\$45,094	0.0%

Part-Time Undergraduate Tuition, Day Students

	Cost Basis	2020-2021	2021-2022	Change (%)
Overall Median				2.4%
Associate's Colleges Median				1.9%
Harcum College	credit hour	\$810	\$825	1.9%
Johnson College	credit hour	\$550	\$550	0.0%
Manor College	credit hour	\$710	\$724	2.0%
Valley Forge Military College	n/a	n/a	n/a	n/a
Baccalaureate Colleges Median				2.7%
Albright College	course	\$6,375	\$6,622	3.9%
Allegheny College	credit hour	\$2,103	\$2,163	2.9%
Bryn Athyn College	credit hour	\$973	\$1,003	3.1%
Bryn Mawr College	course	\$6,650	\$6,880	3.5%
Bucknell University	course	\$6,353	\$6,528	2.8%
Dickinson College	credit hour	\$1,816	\$1,818	0.1%
Elizabethtown College	credit hour	\$1,140	\$1,215	6.6%
Franklin & Marshall College	course	\$7,609	\$7,902	3.9%
Gettysburg College	course	\$7,580	\$7,770	2.5%
Grove City College	credit hour	\$610	\$620	1.6%
Haverford College	n/a	n/a	n/a	n/a
Juniata College	credit hour	\$2,015	\$2,015	0.0%
Keystone College	credit hour	\$575	\$460	-20.0%
Lackawanna College	credit hour	\$535	\$535	0.0%
Lafayette College	credit hour	\$613	(a)	(b)
Lycoming College	credit hour	\$1,312	\$1,351	3.0%
Moravian College	course	\$5,036	\$5,200	3.3%
Mount Aloysius College	credit hour	\$865	\$885	2.3%
Peirce College	credit hour	\$600	\$600	0.0%
Pittsburgh Technical College	credit hour	(a)	(c)	(b)
Saint Vincent College	credit hour	\$1,145	\$1,180	3.1%
Susquehanna University	credit hour	\$1,605	(a)	(b)
Swarthmore College	n/a	n/a	n/a	n/a
Thiel College	credit hour	\$1,020	\$1,050	2.9%
Ursinus College	credit hour	\$1,725	\$1,769	2.6%
Washington & Jefferson College	course	\$4,965	\$4,965	0.0%
Westminster College	credit hour	\$1,175	\$1,175	0.0%
Doctoral Universities Median				2.0%
Carnegie Mellon University	credit hour	\$800	\$800	0.0%
Chatham University	credit hour	\$934	\$957	2.5%
Drexel University	credit hour	\$1,212	(a)	(b)
Duquesne University	credit hour	\$1,388	\$1,442	3.9%
Gannon University	credit hour	\$810	\$810	0.0%
Immaculata University	credit hour	\$540	\$540	0.0%
Lehigh University	credit hour	\$2,375	\$2,375	0.0%
Misericordia University	credit hour	\$630	\$630	0.0%
Robert Morris University	credit hour	\$990	\$1,010	2.0%
Thomas Jefferson University	credit hour	\$1,280	\$1,318	3.0%
University of Pennsylvania	course	\$6,786	\$6,976	2.8%
Villanova University	credit hour	\$1,132	\$1,172	3.5%
Widener University	credit hour	\$1,592	\$1,624	2.0%
Wilkes University	credit hour	\$1,107	\$1,140	3.0%

Part-Time Undergraduate Tuition, Day Students (Cont'd.)

	Cost Basis	2020-2021	2021-2022	Change (%)
Master's Colleges and Universities Median				2.3%
Alvernia University	credit hour	\$1,005	\$1,035	3.0%
Arcadia University	credit hour	\$745	\$760	2.0%
Cabrini University	credit hour	\$590	\$590	0.0%
Cairn University	credit hour	\$1,198	\$1,245	3.9%
Carlow University	credit hour	\$971	\$1,000	3.0%
Cedar Crest College	credit hour	\$1,366	\$1,400	2.5%
Chestnut Hill College	credit hour	\$775	\$775	0.0%
Delaware Valley University	credit hour	\$1,049	\$1,069	1.9%
DeSales University	credit hour	\$1,605	\$1,645	2.5%
Eastern University	credit hour	\$748	\$767	2.5%
Geneva College	credit hour	\$960	\$980	2.1%
Gwynedd Mercy University	credit hour	\$645	\$658	2.0%
Harrisburg University of Science & Technology	credit hour	\$1,000	\$1,000	0.0%
Holy Family University	credit hour	\$650	\$650	0.0%
King's College	credit hour	\$621	\$633	1.9%
La Roche University	credit hour	\$747	\$780	4.4%
La Salle University	credit hour	\$1,100	\$1,100	0.0%
Lancaster Bible College	credit hour	\$860	\$890	3.5%
Lebanon Valley College	credit hour	\$735	\$735	0.0%
Marywood University	credit hour	\$670	\$670	0.0%
Mercyhurst University	credit hour	\$1,250	\$1,325	6.0%
Messiah University	credit hour	\$1,515	\$1,560	3.0%
Neumann University	credit hour	\$715	\$740	3.5%
Point Park University	credit hour	\$913	\$950	4.1%
Rosemont College	credit hour	\$735	\$735	0.0%
Saint Francis University	credit hour	\$485	\$485	0.0%
Saint Joseph's University	credit hour	\$1,590	\$1,590	0.0%
Seton Hill University	credit hour	\$1,003	\$1,033	3.0%
The University of Scranton	credit hour	\$1,197	\$1,231	2.8%
Waynesburg University	credit hour	\$1,050	\$1,090	3.8%
Wilson College	credit hour	\$840	\$840	0.0%
York College of Pennsylvania	credit hour	\$600	\$620	3.3%
Special Focus Institutions Median				1.5%
Clarks Summit University	credit hour	\$770	\$800	3.9%
Geisinger Commonwealth School of Medicine	n/a	n/a	n/a	n/a
Gratz College	credit hour	\$583	\$583	0.0%
Lake Erie College of Osteopathic Medicine	n/a	n/a	n/a	n/a
Moore College of Art & Design	credit hour	\$1,805	\$1,859	3.0%
Pennsylvania Academy of the Fine Arts	credit hour	\$1,622	\$1,622	0.0%
Pennsylvania College of Art & Design	credit hour	\$1,081	\$1,115	3.1%
Pennsylvania College of Health Sciences	credit hour	\$628	\$628	0.0%
Pennsylvania Institute of Technology	credit hour	\$515	\$515	0.0%
Philadelphia College of Osteopathic Medicine	n/a	n/a	n/a	n/a
Salus University	n/a	n/a	n/a	n/a
The University of the Arts	credit hour	\$1,940	\$2,020	4.1%
University of the Sciences	(a)	(a)	(a)	(b)

Part-Time Undergraduate Tuition, Evening Students

	Cost Basis	2020-2021	2021-2022	Change (%)
Overall Median				1.6%
Associate's Colleges Median				0.0%
Harcum College	credit hour	n/a	\$825	(b)
Johnson College	credit hour	\$550	\$550	0.0%
Manor College	n/a	n/a	n/a	n/a
Valley Forge Military College	n/a	n/a	n/a	n/a
Baccalaureate Colleges Median				1.6%
Albright College	course	\$1,775	\$1,775	0.0%
Allegheny College	n/a	n/a	n/a	n/a
Bryn Athyn College	credit hour	\$973	\$1,003	3.1%
Bryn Mawr College	n/a	n/a	n/a	n/a
Bucknell University	n/a	n/a	n/a	n/a
Dickinson College	course	\$3,635	\$3,635	0.0%
Elizabethtown College	credit hour	\$555	\$565	1.8%
Franklin & Marshall College	n/a	n/a	n/a	n/a
Gettysburg College	n/a	n/a	n/a	n/a
Grove City College	credit hour	\$610	\$620	1.6%
Haverford College	n/a	n/a	n/a	n/a
Juniata College	n/a	n/a	n/a	n/a
Keystone College	credit hour	\$575	\$460	-20.0%
Lackawanna College	credit hour	\$535	\$535	0.0%
Lafayette College	n/a	n/a	n/a	n/a
Lycoming College	n/a	n/a	n/a	n/a
Moravian College	course	\$1,724	\$1,821	5.6%
Mount Aloysius College	credit hour	\$630	\$645	2.4%
Peirce College	credit hour	\$600	\$600	0.0%
Pittsburgh Technical College	credit hour	(a)	(c)	(b)
Saint Vincent College	credit hour	\$1,145	\$1,180	3.1%
Susquehanna University	credit hour	\$1,605	(a)	(b)
Swarthmore College	n/a	n/a	n/a	n/a
Thiel College	credit hour	\$1,020	\$1,050	2.9%
Ursinus College	n/a	n/a	n/a	n/a
Washington & Jefferson College	n/a	n/a	n/a	n/a
Westminster College	credit hour	\$1,175	\$1,175	0.0%
Doctoral Universities Median				2.0%
Carnegie Mellon University	n/a	n/a	n/a	n/a
Chatham University	credit hour	\$934	\$957	2.5%
Drexel University	credit hour	\$1,212	(a)	(b)
Duquesne University	credit hour	\$1,388	\$1,442	3.9%
Gannon University	credit hour	\$810	\$810	0.0%
Immaculata University	credit hour	\$540	\$540	0.0%
Lehigh University	n/a	n/a	n/a	n/a
Misericordia University	credit hour	\$630	\$630	0.0%
Robert Morris University	credit hour	\$990	\$1,010	2.0%
Thomas Jefferson University	credit hour	\$605	\$605	0.0%
University of Pennsylvania	course	\$3,472	\$3,570	2.8%
Villanova University	credit hour	\$682	\$706	3.5%
Widener University	credit hour	\$618	\$595	-3.7%
Wilkes University	credit hour	\$1,107	\$1,140	3.0%

Part-Time Undergraduate Tuition, Evening Students (Cont'd.)

	Cost Basis	2020-2021	2021-2022	Change (%)
Master's Colleges and Universities Median				1.7%
Alvernia University	credit hour	\$600	\$620	3.3%
Arcadia University	credit hour	\$745	\$760	2.0%
Cabrini University	credit hour	\$590	\$590	0.0%
Cairn University	credit hour	\$1,198	\$1,245	3.9%
Carlow University	credit hour	\$738	\$759	2.8%
Cedar Crest College	credit hour	\$610	\$625	2.5%
Chestnut Hill College	credit hour	\$550	\$550	0.0%
Delaware Valley University	credit hour	\$554	\$564	1.8%
DeSales University	credit hour	\$523	\$523	0.0%
Eastern University	credit hour	\$748	\$767	2.5%
Geneva College	credit hour	\$450	\$461	2.4%
Gwynedd Mercy University	credit hour	\$645	\$658	2.0%
Harrisburg University of Science & Technology	credit hour	\$1,000	\$1,000	0.0%
Holy Family University	credit hour	\$650	\$650	0.0%
King's College	credit hour	\$621	\$633	1.9%
La Roche University	credit hour	\$747	\$780	4.4%
La Salle University	credit hour	\$615	\$625	1.6%
Lancaster Bible College	credit hour	\$440	\$440	0.0%
Lebanon Valley College	credit hour	\$583	(a)	(b)
Marywood University	credit hour	\$670	\$670	0.0%
Mercyhurst University	course	\$2,475	\$1,665	-32.7%
Messiah University	n/a	n/a	n/a	n/a
Neumann University	credit hour	\$680	\$710	4.4%
Point Park University	credit hour	\$913	\$950	4.1%
Rosemont College	credit hour	\$590	\$555	-5.9%
Saint Francis University	credit hour	\$485	\$485	0.0%
Saint Joseph's University	credit hour	\$584	\$584	0.0%
Seton Hill University	credit hour	\$658	\$639	-2.9%
The University of Scranton	credit hour	\$913	\$913	0.0%
Waynesburg University	credit hour	\$700	\$725	3.6%
Wilson College	credit hour	\$360	\$360	0.0%
York College of Pennsylvania	credit hour	\$600	\$620	3.3%
Special Focus Institutions Median				0.0%
Clarks Summit University	credit hour	\$770	\$800	3.9%
Geisinger Commonwealth School of Medicine	n/a	n/a	n/a	n/a
Gratz College	n/a	n/a	n/a	n/a
Lake Erie College of Osteopathic Medicine	n/a	n/a	n/a	n/a
Moore College of Art & Design	credit hour	\$505	\$520	3.0%
Pennsylvania Academy of the Fine Arts	credit hour	\$1,622	\$1,622	0.0%
Pennsylvania College of Art & Design	credit hour	(a)	\$485	(b)
Pennsylvania College of Health Sciences	credit hour	\$628	\$628	0.0%
Pennsylvania Institute of Technology	credit hour	\$515	\$515	0.0%
Philadelphia College of Osteopathic Medicine	n/a	n/a	n/a	n/a
Salus University	n/a	n/a	n/a	n/a
The University of the Arts	n/a	n/a	n/a	n/a
University of the Sciences	(a)	(a)	(a)	(b)

Full-Time Graduate Tuition

	Cost Basis	2020-2021	2021-2022	Change (%)
Overall Median				2.0%
Associate's Colleges Median				
Harcum College	n/a	n/a	n/a	n/a
Johnson College	n/a	n/a	n/a	n/a
Manor College	n/a	n/a	n/a	n/a
Valley Forge Military College	n/a	n/a	n/a	n/a
Baccalaureate Colleges Median				1.2%
Albright College	course	\$1,975	\$1,450	-26.6%
Allegheny College	n/a	n/a	n/a	n/a
Bryn Athyn College	year	\$19,671	(c)	(b)
Bryn Mawr College	year	\$46,920	\$48,328	3.0%
Bucknell University	year	\$25,412	\$26,112	2.8%
Dickinson College	year	n/a	\$55,948	(b)
Elizabethtown College	year	\$32,960	\$34,000	3.2%
Franklin & Marshall College	n/a	n/a	n/a	n/a
Gettysburg College	n/a	n/a	n/a	n/a
Grove City College	credit hour	n/a	\$950	(b)
Haverford College	n/a	n/a	n/a	n/a
Juniata College	credit hour	\$775	\$775	0.0%
Keystone College	credit hour	\$650	\$575	-11.5%
Lackawanna College	n/a	n/a	n/a	n/a
Lafayette College	n/a	n/a	n/a	n/a
Lycoming College	n/a	n/a	n/a	n/a
Moravian College	n/a	n/a	n/a	n/a
Mount Aloysius College	credit hour	\$850	\$870	2.4%
Peirce College	credit hour	\$772	\$772	0.0%
Pittsburgh Technical College	n/a	n/a	n/a	n/a
Saint Vincent College	credit hour	\$760	\$783	3.0%
Susquehanna University	credit hour	\$550	\$565	2.7%
Swarthmore College	n/a	n/a	n/a	n/a
Thiel College	year	\$31,690	(c)	(b)
Ursinus College	n/a	n/a	n/a	n/a
Washington & Jefferson College	course	\$2,100	\$2,100	0.0%
Westminster College	credit hour	\$555	\$555	0.0%
Doctoral Universities Median				2.0%
Carnegie Mellon University	year	(c)	(c)	(c)
Chatham University	credit hour	\$1,017	\$1,049	3.1%
Drexel University	credit hour	\$1,342	(a)	(b)
Duquesne University	credit hour	\$1,336	\$1,363	2.0%
Gannon University	credit hour	\$1,100	\$1,100	0.0%
Immaculata University	(c)	(c)	(c)	(c)
Lehigh University	credit hour	\$1,500	\$1,500	0.0%
Misericordia University	year	\$35,550	\$35,550	0.0%
Robert Morris University	credit hour	\$995	\$1,015	2.0%
Thomas Jefferson University	credit hour	\$1,190	\$1,226	3.0%
University of Pennsylvania	year	\$37,678	\$38,732	2.8%
Villanova University	credit hour	\$1,085	\$1,110	2.3%
Widener University	year	\$50,250	\$51,758	3.0%
Wilkes University	credit hour	\$1,100	\$1,000	-9.1%

Full-Time Graduate Tuition (Cont'd.)

	Cost Basis	2020-2021	2021-2022	Change (%)
Master's Colleges and Universities Median				1.4%
Alvernia University	credit hour	\$845	\$870	3.0%
Arcadia University	(c)	(c)	(c)	(c)
Cabrini University	credit hour	\$705	\$705	0.0%
Cairn University	credit hour	\$744	\$774	4.0%
Carlow University	credit hour	\$902	\$929	3.0%
Cedar Crest College	credit hour	(c)	(c)	(c)
Chestnut Hill College	credit hour	\$745	\$745	0.0%
Delaware Valley University	credit hour	\$712	\$712	0.0%
DeSales University	semester	\$13,500	(c)	(b)
Eastern University	credit hour	\$743	\$762	2.6%
Geneva College	credit hour	\$663	\$683	3.0%
Gwynedd Mercy University	credit hour	\$650	\$675	3.8%
Harrisburg University of Science & Technology	credit hour	\$800	\$800	0.0%
Holy Family University	credit hour	\$765	\$765	0.0%
King's College	year	\$45,432	\$46,341	2.0%
La Roche University	credit hour	\$785	\$818	4.2%
La Salle University	credit hour	\$1,080	\$890	-17.6%
Lancaster Bible College	credit hour	\$535	\$535	0.0%
Lebanon Valley College	year	\$49,180	\$50,410	2.5%
Marywood University	credit hour	\$824	\$824	0.0%
Mercyhurst University	course	\$2,677	\$2,760	3.1%
Messiah University	credit hour	\$710	\$725	2.1%
Neumann University	credit hour	\$770	\$800	3.9%
Point Park University	credit hour	\$881	\$881	0.0%
Rosemont College	credit hour	\$710	\$675	-4.9%
Saint Francis University	credit hour	(a)	(a)	(b)
Saint Joseph's University	credit hour	(c)	(c)	(c)
Seton Hill University	credit hour	838	863	3.0%
The University of Scranton	credit hour	\$965	\$965	0.0%
Waynesburg University	credit hour	\$680	\$685	0.7%
Wilson College	credit hour	\$515	\$515	0.0%
York College of Pennsylvania	(a)	(a)	(a)	(b)
Special Focus Institutions Median				2.8%
Clarks Summit University	credit hour	\$460	\$475	3.3%
Geisinger Commonwealth School of Medicine	year	\$56,800	\$57,940	2.0%
Gratz College	credit hour	\$698	\$698	0.0%
Lake Erie College of Osteopathic Medicine	year	\$36,000	\$37,000	2.8%
Moore College of Art & Design	year	\$47,807	\$49,240	3.0%
Pennsylvania Academy of the Fine Arts	year	\$39,906	\$39,906	0.0%
Pennsylvania College of Art & Design	n/a	n/a	n/a	n/a
Pennsylvania College of Health Sciences	credit hour	\$896	\$896	0.0%
Pennsylvania Institute of Technology	n/a	n/a	n/a	n/a
Philadelphia College of Osteopathic Medicine	year	\$52,752	\$55,086	4.4%
Salus University	year	\$42,150	\$43,415	3.0%
The University of the Arts	year	\$46,530	\$48,350	3.9%
University of the Sciences	credit hour	\$1,676	\$1,676	0.0%


Part-Time Graduate Tuition

	Cost Basis	2020-2021	2021-2022	Change (%)
Overall Median				0.0%
Associate's Colleges Median				
Harcum College	n/a	n/a	n/a	n/a
Johnson College	n/a	n/a	n/a	n/a
Manor College	n/a	n/a	n/a	n/a
Valley Forge Military College	n/a	n/a	n/a	n/a
Baccalaureate Colleges Median				0.0%
Albright College	course	\$1,975	\$1,450	-26.6%
Allegheny College	n/a	n/a	n/a	n/a
Bryn Athyn College	credit hour	\$479	(c)	(b)
Bryn Mawr College	course	\$7,820	\$8,050	2.9%
Bucknell University	course	\$6,353	\$6,528	2.8%
Dickinson College	semester	n/a	\$27,974	(b)
Elizabethtown College	credit hour	\$695	\$695	0.0%
Franklin & Marshall College	n/a	n/a	n/a	n/a
Gettysburg College	n/a	n/a	n/a	n/a
Grove City College	credit hour	n/a	\$950	(b)
Haverford College	n/a	n/a	n/a	n/a
Juniata College	credit hour	\$775	\$775	0.0%
Keystone College	credit hour	\$650	\$575	-11.5%
Lackawanna College	n/a	n/a	n/a	n/a
Lafayette College	n/a	n/a	n/a	n/a
Lycoming College	n/a	n/a	n/a	n/a
Moravian College	n/a	n/a	n/a	n/a
Mount Aloysius College	credit hour	\$850	\$870	2.4%
Peirce College	credit hour	\$772	\$772	0.0%
Pittsburgh Technical College	n/a	n/a	n/a	n/a
Saint Vincent College	credit hour	\$760	\$783	3.0%
Susquehanna University	credit hour	\$550	\$565	2.7%
Swarthmore College	n/a	n/a	n/a	n/a
Thiel College	n/a	n/a	n/a	n/a
Ursinus College	n/a	n/a	n/a	n/a
Washington & Jefferson College	n/a	n/a	n/a	n/a
Westminster College	credit hour	\$555	\$555	0.0%
Doctoral Universities Median				2.0%
Carnegie Mellon University	(c)	(c)	(c)	(c)
Chatham University	credit hour	\$1,017	\$1,049	3.1%
Drexel University	credit hour	\$1,342	(a)	(b)
Duquesne University	credit hour	\$1,336	\$1,363	2.0%
Gannon University	credit hour	\$1,100	\$1,100	0.0%
Immaculata University	credit hour	(a)	(a)	(b)
Lehigh University	credit hour	\$1,500	\$1,500	0.0%
Misericordia University	credit hour	\$810	\$810	0.0%
Robert Morris University	credit hour	\$995	\$1,015	2.0%
Thomas Jefferson University	credit hour	\$1,190	\$1,226	3.0%
University of Pennsylvania	course	\$6,988	\$7,184	2.8%
Villanova University	credit hour	\$1,085	\$1,110	2.3%
Widener University	credit hour	\$936	\$958	2.4%
Wilkes University	credit hour	\$1,100	\$1,000	-9.1%

Part-Time Graduate Tuition (Cont'd.)

	Cost Basis	2020-2021	2021-2022	Change (%)
Master's Colleges and Universities Median				0.0%
Alvernia University	credit hour	\$845	\$870	3.0%
Arcadia University	credit hour	\$780	(c)	(b)
Cabrini University	credit hour	\$705	\$705	0.0%
Cairn University	credit hour	\$744	\$774	4.0%
Carlow University	credit hour	\$902	\$929	3.0%
Cedar Crest College	credit hour	(c)	(c)	(c)
Chestnut Hill College	credit hour	\$745	\$745	0.0%
Delaware Valley University	credit hour	\$712	\$712	0.0%
DeSales University	credit hour	\$855	(c)	(b)
Eastern University	credit hour	\$743	\$762	2.6%
Geneva College	credit hour	\$663	\$683	3.0%
Gwynedd Mercy University	credit hour	\$650	\$675	3.8%
Harrisburg University of Science & Technology	credit hour	\$800	\$800	0.0%
Holy Family University	credit hour	\$765	\$765	0.0%
King's College	credit hour	\$612	\$661	8.0%
La Roche University	credit hour	\$785	\$818	4.2%
La Salle University	credit hour	\$1,080	\$890	-17.6%
Lancaster Bible College	credit hour	\$535	\$535	0.0%
Lebanon Valley College	credit hour	(a)	(a)	(b)
Marywood University	credit hour	\$824	\$824	0.0%
Mercyhurst University	course	(a)	\$2,760	(b)
Messiah University	credit hour	\$710	\$725	2.1%
Neumann University	credit hour	\$730	\$700	-4.1%
Point Park University	credit hour	\$881	\$881	0.0%
Rosemont College	credit hour	\$710	\$675	-4.9%
Saint Francis University	credit hour	\$875	\$875	0.0%
Saint Joseph's University	credit hour	(a)	(a)	(b)
Seton Hill University	credit hour	\$838	\$863	3.0%
The University of Scranton	credit hour	\$965	\$965	0.0%
Waynesburg University	credit hour	\$680	\$685	0.7%
Wilson College	credit hour	\$515	\$515	0.0%
York College of Pennsylvania	(a)	(a)	(a)	(b)
Special Focus Institutions Median				0.0%
Clarks Summit University	credit hour	\$460	\$475	3.3%
Geisinger Commonwealth School of Medicine	n/a	n/a	n/a	n/a
Gratz College	credit hour	\$698	\$698	0.0%
Lake Erie College of Osteopathic Medicine	n/a	n/a	n/a	n/a
Moore College of Art & Design	credit hour	\$1,992	\$2,051	3.0%
Pennsylvania Academy of the Fine Arts	credit hour	\$1,330	\$1,330	0.0%
Pennsylvania College of Art & Design	n/a	n/a	n/a	n/a
Pennsylvania College of Health Sciences	credit hour	\$896	\$896	0.0%
Pennsylvania Institute of Technology	n/a	n/a	n/a	n/a
Philadelphia College of Osteopathic Medicine	n/a	n/a	n/a	n/a
Salus University	n/a	n/a	n/a	n/a
The University of the Arts	credit hour	\$2,270	\$2,360	4.0%
University of the Sciences	credit hour	\$1,676	\$1,676	0.0%

AICUP Tuition and Fees Survey
Final Report, July 2021




Appendices



AICUP Tuition and Fees Survey

Final Report, July 2021



APPENDIX A:

Data Clarification and Notes



Data Clarification and Notes

Albright College

Full and Part-time Undergraduate Student Charges:

Tuition in the SPS program (usually evening classes) vary by whether or not it is a minor or major course, and not full-time or part-time. 20/21 = \$1,425 & \$1,775 (minor & major courses) 21/22 = \$1,500 & \$1,775 (minor & major).

Arcadia University

Full and Part-time Graduate Tuition

Charges vary based on program, all rates are published at www.arcadia.edu/gradtuition.

Bryn Athyn College

Full and Part-time Graduate Tuition

Graduate rates vary by program. The Masters of Education and Masters of Art in Religious Studies have a flat per credit charge of \$764. The Masters of Divinity program is \$13,114/year, \$6,557/term, and \$479/credit for tuition and \$970/year, \$485/term, and \$35/credit charge for fees.

Cabrini University

Full and Part-time Graduate Tuition:

2020/2021 and 2021/2022 Doctoral Programs: EdD in Educational Leadership \$815/credit hour and PhD and DBA in Organizational Development \$25,500/year

Cairn University

Full and Part-time Graduate Tuition:

Master of Religion, Master of Divinity, and Master of Theology programs cost \$609 per credit hour. All other graduate programs cost \$774 per credit hour.

Carnegie Mellon University

General:

The 2021-2022 data for Carnegie Mellon University were obtained from the Carnegie Mellon University website.

Full and Part-time Undergraduate Tuition and Fees:

Full tuition and fees information available at <https://www.cmu.edu/sfs/tuition/undergraduate/>

Full and Part-time Graduate Tuition:

Graduate Tuition varies by College, Department, Major, and Degree Level: (See <https://www.cmu.edu/sfs/tuition/graduate/> for comprehensive listing of tuition and fees).

Data Clarification and Notes (Cont'd.)

Cedar Crest College

Full and Part-time Graduate Tuition:

Masters Art Therapy - \$888
Masters Education - \$TBD (state rate)
Masters Fine Art - \$765
Masters Forensic - \$870
Masters of Science in Integrative Exercise Science - \$750
Masters Business Administration - \$865
BSN to DNP Nurse Anesthesia Program - \$1,195
Masters Nursing - \$920
Masters Nutrition - \$734
Doctor of Nursing Practice - \$1,076
Masters in Science of Criminal Science - \$871
Occupational Therapy Doctorate - \$900
Modular Master of Science - \$865

Clarks Summit University

General:

The 2021-2022 data for Clarks Summit University were obtained from the Clarks Summit University website.

Delaware Valley University

Full and Part-time Graduate Tuition:

Graduate program costs vary by the program of study. The following is the per credit hour charge by the program for both full-time and part-time graduate students:

MS Ed Leadership - \$712
MBA Graduate Tuition - \$826
MS Agribusiness Management - \$700
MA Management & Organizational Leadership - \$649
MS Counseling Psychology - \$744
MS Public Policy - \$739
MA Criminal Justice - \$739
MHA Healthcare Administration - \$839
EDD Education - \$797

Data Clarification and Notes (Cont'd.)

DeSales University

Required Fees:

There is an additional \$200 fee for freshman orientation..

Full and Part-time Graduate Tuition:

2021-2022 tuition for part-time graduate students is based on degree program as follows:

Master of Business Administration (MBA) (per credit) - \$880

Master of Arts in Criminal Justice (MCJ) (per credit) - \$795

Master of Education (M.Ed.) (per credit) - \$550

Master of Education in Higher Education (M.Ed.) (per credit) - \$690

Master of Fine Arts in Creative Writing and Publishing (MFA-CW) (per credit) - \$750

Master of Science in Information Systems (MSIS) (per credit) - \$880

Master of Science in Cyber Security (MS) (per credit) - \$880

Master of Science in Data Analytics (MS) (per credit) - \$880

Master of Science in Nursing (MSN) (per credit) - \$910

Doctor of Nursing Practice (DNP) (per credit) - \$1,095

Master of Science in Physician Assistant Studies (MSPAS) (per term) - \$14,000

Doctor of Physical Therapy (DPT) (per term) - \$11,050

Eastern University

Full and Part-time Undergraduate Tuition and Fees:

The tuition information provided is for traditional undergraduate students only.

BSN, Pre-Nursing Major Fee = \$320 per semester

BSN, Nursing Major Fee = \$680 per semester

Non-traditional Undergraduate programs:

AA or first 60 credits toward any accelerated UG degree = \$469/credit + \$20 per credit program fee

BA, BS = \$613/credit + \$20 per credit program fee

BSN (Pre-Licensure), 2nd Degree Nursing = \$690/credit + \$58 per credit program fee

Full and Part-time Graduate Tuition:

The tuition information provided is for Master's and Certifications in Counseling, Education, Psychology.

Graduate Counseling/Education/Psychology Program Fee \$187.00 Per Semester

Master's in Business (MBA, MA, MS) - Tuition = \$776 per credit hour / \$30 per credit program fee

Master's in Data Science (MS) - Tuition = \$300 per credit hour / \$30 per credit program fee

Master's and Certifications in Nursing (MSN) = \$762 per credit hour / \$37 per credit program fee

Doctoral programs - Tuition ranges from \$931 - \$1061 per credit hour / Program fee = \$193 per semester

Graduate Student Service Fee = \$130 per semester

Data Clarification and Notes (Cont'd.)

Gannon University

Full-time Undergraduate Tuition:

Full-time tuition for programs in Engineering & Computer Science and Health profession are \$35,590. Full-time tuition for Business, Education, Humanities and Science is \$33,560. The RN-BSN program is \$299 per credit for the Gannon On-line Degree program. The University fee is \$30 per credit for part-time student.

Part-time Undergraduate Tuition:

The RN-BSN program is \$299 per credit for the Gannon On-line Degree program.

Required Fees:

The University fee for all part-time, undergraduate students is \$30 per credit. The mandatory fee for all full-time, undergraduate students is \$966.

Full and Part-time Graduate Tuition:

All graduate programs (except listed below) are \$1,100 per credit:

Occupational Therapy & Physician Assistant (5th year): \$1,265.

Athletic Training, Sport and Exercise Science, and Public Administration: \$670.

Clinical Mental Health Counseling: \$699.

Criminalistics \$730.

Cybersecurity Essentials: \$799.

Healthcare Administration, Business Administration, Strategic Communication: \$875.

Business Analytics: \$999.

Education: \$550.

Act 48 Courses: \$370.

Academic Partnership: \$150.

Post Professional OTD: \$770.

Doctor of Physical Therapy (Full-time, 10 credits or more): \$18,300 per semester.

Doctor of Physical Therapy (Part-time, 9 credits or less): \$10,185 per semester.

OTD, DPT, and PA in Ruskin, FL (Full-Time 10 credits or more): \$18,300 per semester.

OTD, DPT, and PA in Ruskin, FL (Part-time, 9 credits or less): \$10,185 per semester.

Geisinger Commonwealth School of Medicine

General:

The 2020-21 and 2021-22 data for Geisinger Commonwealth School of Medicine were obtained from the Geisinger Commonwealth School of Medicine website.

Full-time Graduate Tuition:

The tuition shown in the report is for the MD program.

Data Clarification and Notes (Cont'd.)

Geneva College

Full and Part-time Undergraduate Tuition:

For undergraduates, a schedule of 12 to 18 credit hours is considered a full semester load and is subject to the regular per semester tuition and fees. Tuition charges for less than 12 hours or more than 18 hours, and for summer school students, are charged on a per-credit basis. Full tuition is charged for a repeated course.

Full and Part-time Graduate Tuition:

Below are tuition prices per credit hour for each graduate program. The cost per credit provided in the report was an average of these costs.

MBA Online- \$690

MBA Classroom- \$690

MS in Leadership Studies- \$612

ME in Curriculum and Instruction- \$655

MA in Counseling- \$710

MA in Higher Education- \$690

MS in Cybersecurity- \$735

Gratz College

Full-time and Part-time Graduate Tuition:

Our Master's in Education is \$450 per credit hour. Other Master's programs are \$698. Our Doctoral programs are \$914 per credit hour.

Gwynedd Mercy University

Full-time Undergraduate Tuition:

Tuition Overload: \$658/credit hour for over 18 credits per semester

Nursing General Undergraduate: \$36,650.

Part-time Undergraduate Tuition:

Integrated Studies Program: \$658/credit hour

Nursing Part-time General Undergraduate: \$765/credit hour

Full and Part-time Graduate Tuition:

2021-2022 Post Master's Certification Programs - per credit: \$675

2021-2022 Superintendent Letter of Eligibility Certification - per credit: \$995

2021-2022 Supervisor of Special Education - per credit: \$995

2021-2022 Doctorate in Education - per credit: \$995

2021-2022 Master of Science in Counseling Program - per credit: \$666

2021-2022 Master of Business Administration (MBA) - per credit: \$640

Data Clarification and Notes (Cont'd.)

Harrisburg University of Science & Technology

General:

The 2021-22 data for Harrisburg University of Science & Technology were obtained from the Harrisburg University of Science & Technology website.).

Holy Family University

Full and Part-time Undergraduate Tuition:

All data is for non-nursing courses. There are additional fees for clinical, simulations, testing, etc for nursing courses.

Full and Part-time Graduate Tuition:

Nursing courses have additional fees related to clinical courses. The Master of Education credit is \$505 per credit.

Immaculata University

Full and Part-time Undergraduate Tuition:

The reported undergraduate per credit cost (\$540/credit) is the cost for most bachelor's degree programs. Most Associate's degree programs cost \$250/credit. In addition, there is a 25% tuition discount on this rate for selected bachelor's degree programs in 2021-2022 (see <https://www.immaculata.edu/admissions/adult-professional-studies/associate-degrees/> for more details).

Full and Part-time Graduate Tuition:

There is no increase to graduation tuition costs for 2021-2022.

Master's courses cost - \$710/credit.

ED.D. doctoral courses cost - \$955/credit.

PsyD doctoral courses cost - \$990/credit.

Graduate fees (if any) vary by program. See <https://www.immaculata.edu/admissions/tuition-fees/graduate-tuition/>

Keystone College

Part-time Undergraduate Tuition:

Keystone College Virtual Campus - for online undergraduate adult students charges \$425 per credit hour.

King's College

Full-time Graduate Tuition:

The full time graduate tuition is for the Physician's Assistant Program only.

La Roche University

General:

The 2021-22 data for La Roche University were obtained from the La Roche University website.

Data Clarification and Notes (Cont'd.)

LaSalle University

Full and Part-time Graduate Tuition:

Graduate Tuition/credit hour:

\$725 - M.S. Nonprofit Leadership

\$790 - Online: MBA, M.S. Business Systems & Analytics, Certificate in Business Systems & Analytics,

\$795 - M.S. Instructional Technology Management

\$800 - Masters Social Work

\$815 - M.S. Human Capital Development, M.A. Education,

\$865 - M.A. Bilingual/Bicultural Studies, M.A. Translation and Interpretation

\$870 - One-Year M.A. Strategic Communication, full time

\$880 - M.A. Strategic Communication, MSN Nursing

\$880 - Online: MSN Nursing Family Nurse Practitioner, MSN Nursing Adult-Gerontology Primary Care Nurse Practitioner

\$890 - MBA, M.S. Business Systems & Analytics, Certificate in Business Systems & Analytics, M.A. Counseling and Family Therapy Programs

\$895 - M.S. Economic Crime Forensics

\$900 - DNP Anesthesia

\$930 - Master of Public Health

\$960 - M.S. Computer Information Science, M.S. Information Technology Leadership, M.S. Cybersecurity

\$960 - Certificates in Cybersecurity, Data Science, IT & Cybersecurity Policy, Full Stack Engineering, and Fraud & Forensic Accounting

\$1,030 - M.S. Speech-Language Pathology

\$1,070 - Doctor of Nursing Practice

\$1,100 - Doctor of Psychology in Clinical Psychology

Lebanon Valley College

Part-time Graduate Tuition:

Part time tuition for graduate programs varies from \$689 per credit hour - \$987 per credit hour, depending on the program.

Lehigh University

Required Fees:

Activity Fee \$250; Wellness Fee \$200 -- "The wellness fee will be charged to the students (Undergraduate and Graduate) who are taking more than 6 credits per semester, unless the student is registered as a distance student through Distance Education. A student registered as a distance student through Distance Education will not be charged."

Full and Part-time Graduate Tuition:

Differential tuition by College and programs:

College of Business - \$1,180

College of Arts and Science - \$1,500

College of Engineering and Applied Science - \$1,500

College of Health - \$1,400

College of Education - \$590

Data Clarification and Notes (Cont'd.)

Manor College

Full-time Undergraduate Tuition:

Allied Health 2 Year Programs Full-time Tuition: \$18,072

BS Licensure Programs Full-time Tuition: \$17,932

Part-time Undergraduate Tuition:

Allied Health 2 Year Programs Part-time Tuition: \$756 per credit

BS Licensure Programs Part-time tuition: \$747 per credit

Marywood University

Full and Part-time Graduate Tuition:

Non-Standard Graduate Program Costs:

Online Respiratory Therapy - \$400.00

Education and OCICU - \$515.00

Graphic Design & Illustration-MFA - \$618.00

Doctorate - \$953.00 Interior Architecture - \$979.00

Physician Assistant - \$1,030.00

Mercyhurst University

Full and Part-time Undergraduate Tuition:

Charges vary by academic program.

Full and Part-time Graduate Tuition:

Charges vary by academic program.

Misericordia University

Full and Part-time Undergraduate Tuition:

ARCH Accelerated Undergraduate = \$430 per credit

Occupational Therapy Undergraduate Weekend = \$700 per credit

Diagnostic Medial Sonography UG certificate = \$440 per credit

Full and Part-time Graduate Tuition:

Occupational Therapy Graduate Weekend = \$780 per credit

Graduate Teachers Education = \$425 per credit

OTD/PT Doctoral part time = \$785 per credit

Doctor of Nursing Practice part time = \$800 per credit

Graduate certificate programs = \$515 per credit

Data Clarification and Notes (Cont'd.)

Moravian College

Full and Part-time Graduate Tuition:

Education - \$1,548 per course

Business - \$3,024 per course

Nursing - \$2,938 per course

Mount Aloysius College

Full-time Undergraduate Tuition:

Tuition Structure:

Nursing = \$13,205 per semester

Health Studies = \$ 12,805 per semester

Others = \$11,795

Full and Part-time Graduate Tuition:

Graduate students are charged per credit regardless of whether they are full time or part time.

Neumann University

Full and Part-time Graduate Tuition:

Tuition varies by program. For more information, please see <https://www.neumann.edu/financialaid/cost.asp> .

Pennsylvania Academy of the Fine Arts

General:

The 2020-21 and 2021-22 data for Pennsylvania Academy of the Fine Arts were obtained from the Pennsylvania Academy of the Fine Arts website.

Full and Part-time Graduate Tuition:

The graduate tuition shown is based on the MFA and Low-Res MFA programs.

Pennsylvania College of Health Sciences

Full and Part-time Graduate Tuition:

Reported tuition is for Master's programs. The cost per credit hour is \$1,030 for Doctoral courses

Philadelphia College of Osteopathic Medicine

General:

The 2020-21 and 2021-22 data for Philadelphia College of Osteopathic Medicine were obtained from the Philadelphia College of Osteopathic Medicine website.

Pittsburgh Technical College

Part-time Undergraduate Tuition:

Tuition schedule is based on per credit rate that varies depending on academic program. Rates vary from \$260 per credit hour for some certificate programs to \$370 per credit hour for full degree programs, associates and bachelors. Figures used would have a composite average (\$330/per credit hour) across the disciplines based on average schedule of 15 credits.

Data Clarification and Notes (Cont'd.)

Point Park University

Full and Part-time Undergraduate Tuition:

Conservatory of Performing Arts (COPA) Tuition is \$43,130 for full-time students for the academic year and \$1224 per credit for part-time students. Online Undergraduate Tuition: Fully online undergraduate students pay \$520 per-credit tuition and \$40 per-credit in fees.

Undergraduate Room and Board:

Room, board and mandatory fees are the same for COPA and non-COPA students.

Full and Part-time Graduate Tuition:

Graduate Education Programs: Full-time and Part-time tuition is \$550 per credit

Doctoral (Ed.D. and Ph.D.) Programs: Full-time and Part-time tuition is \$963 per credit

Psy.D Programs: Full-time and Part-time tuition is \$993 per credit

Online Graduate Tuition: Fully online graduate student tuition is \$740 per credit.

Saint Joseph's University

Full and Part-time Graduate Tuition:

M.A./M.S. Biology - \$905

M.S. Computer Science - \$991

M.S. Criminal Justice - \$905

M.S. Organization Development and Leadership - \$905

M.S. Psychology - \$991

M.A. Writing Studies - \$905

M.S. Education - \$796

M.S. Health Administration - \$905

M.S. Health Education - \$905

Interdisciplinary Doctor of Educational Leadership (EdD) - \$1,062

Graduate Business - \$1,107

On-Line Business - \$1,107

EMBA (20-month program) - \$1,673

EMBA (One-year program) - \$2,310

Food Marketing - \$1,349

On-Line Food Marketing - \$1,349

Pharmaceutical Marketing - \$1,349

On-Line Pharmaceutical - \$1,349

AOA - \$1,450

Inspira - \$1,450

Data Clarification and Notes (Cont'd.)

Saint Vincent College

Full and Part-time Graduate Tuition:

Charges vary based on graduate academic program.

Salus University

Full-time Graduate Tuition:

Tuition given was for the 4-year Traditional Doctor of Optometry program. We also have the following programs:

Doctor of Optometry Scholars 3-year program - \$44,040/year

Masters of Clinical Optometry - \$55,000/year (for entire 12-month program)

Doctor of Audiology - 4-year program - \$34,240/year

Doctor of Audiology - 3-year program - \$44,155/year

Masters of Clinical Audiology - \$515/credit

Doctor of Audiology Bridge program - \$450/credit

Audiology certificate programs - \$550/credit

Blindness and Low Vision Programs (certificates and Master's) in Orientation and Mobility, Vision Rehabilitation Therapy, Low Vision Rehabilitation, or Educators of Children and Youth with Visual Impairments - \$890/credit

Masters of Occupational Therapy - \$37,050/year

Doctor of Occupational Therapy - \$1,232/credit

Masters of Speech Language Pathology - \$30,245/year

Masters of Medical Science in Physician Assistant Studies - \$45,670/year

Masters or PhD in Biomedical Sciences - \$1,133/credit

Post-Baccalaureate Certificate in Health Sciences - \$800/credit

Thiel College

Full-time Graduate Tuition:

Tuition and fees as well as any tuition assistance available vary with the program. Best estimates for these programs are below:

MBA - Full tuition and fees - \$59,620

Graduate Assistantships range from \$24,000 - \$31,500

Speech and Language Pathology - T&F - \$79,340

GA's ranges - \$28,536 - \$39,237

Physician Assistant Program - \$107,860 (108 credits at \$995/credit - 7 term program)

Thomas Jefferson University

Undergraduate Tuition:

A small number of programs charge different tuition rates.

Required Fees:

A small number of programs charge different fees..

Full and Part-time Graduate Tuition:

Graduate program tuition rates vary significantly. See <https://www.jefferson.edu/tuition-and-financial-aid/tuition-information.html> for detailed information.

Data Clarification and Notes (Cont'd.)

The University of the Arts

Full and Part-time Graduate Tuition:

Charges vary by program. For more details on charge for our Devised Performance Graduate Certificate, Dance MFA, or PhD in Creativity, please refer to our website at <https://www.uarts.edu/admissions/graduate-cost-attendance>

University of the Sciences

General:

The 2020-21 and 2021-22 data for University of the Sciences were obtained from the University of the Sciences website.

Valley Forge Military College

General:

The 2020-21 and 2021-22 data for Valley Forge Military College were obtained from the Valley Forge Military College website.

Waynesburg University

Full and Part-time Graduate Tuition:

Tuition per credit hour is \$685 for MBA, MSN, MED, MAT, MACI. Tuition per credit hour is \$695 for MA in Counseling. Tuition per credit hour is \$825 for DNP and PhD in Counseling.

Westminster College

Full and Part-time Graduate Tuition:

Graduate Education - \$555 per credit hour
Graduate Counseling - \$640 per credit hour
Graduate MBA - \$1,000 per credit hour

Widener University

Required Fees:

As a result of the COVID-19 pandemic, 2020/21 Required Fees were reduced for the Fall 2020 semester.

Undergraduate Room and Board:

As a result of the COVID-19 pandemic, 2020/21 Room and Board Fees were reduced for the Fall 2020 semester.

Full-time Graduate Tuition:

Full-time graduate tuition varies by program, the reported number is for the regular J.D. division on the Delaware Campus. The regular J.D. division full-time tuition for the Commonwealth Law School (Harrisburg) is \$49,980. The full-time tuition for the Psy.D program is \$36,341 for first-year students.

Part-time Graduate Tuition:

The part-time graduate credit hour rate is a weighted average as part-time credit hour rates also vary by program.

Data Clarification and Notes (Cont'd.)

Wilkes University

Part-time Undergraduate Tuition:

Part-time tuition includes \$84 of required fees per credit hour.

Full and Part-time Graduate Tuition:

2021-22 Graduate Tuition listed above is the maximum rate and does not include \$84 per credit hour required fees. Programs charging the maximum rate are Bioengineering, Mechanical Engineering, Electrical Engineering and Mathematics. Others are as follows:

Creative Writing program is \$750 per credit hour.

MBA program is \$800 per credit hour.

Doctoral Nursing programs are \$1,024 per credit hour.

Masters Nursing program is \$728 per credit hour.

Doctoral Education program is \$776 per credit hour.

Masters Education program is \$522 per credit hour

Wilson College

Required Fees:

Educational services fee for PT Adult/TCP = \$40 per credit hour

Part-time Undergraduate Tuition:

Teacher Certification Program (TCP) \$468 per credit hour

Dual Enrollment (High School) = \$325 per course under articulation agreements


Nursing LPN to BSN PT/RN to BSN/MSN = \$450 per credit

Nursing Comp Fee = \$1,000 per year (\$500 per semester)

Full and Part-time Graduate Tuition:


Masters in Educational Technology = \$530 per credit hour

AICUP Tuition and Fees Survey
Final Report, July 2021



APPENDIX B:

2021-2022 Tuition and Fees Survey Form



**Association of Independent Colleges and Universities of
Pennsylvania**

Tuition and Fees, Room and Board Survey for Academic Year 2021-2022

Institution Name:

Respondent Name:

E-mail:

**Date your college/university announced the 2021-2022
information (MM/DD/YYYY):**

***Please respond with your data by Friday, May 7, 2021. Thank you for your
participation in AICUP's Annual Tuition and Fees Survey for 2021-2022!***

Association of Independent Colleges and Universities of Pennsylvania		
Tuition and Fees, Room and Board Survey for Academic Year 2021-2022		
Part I: Undergraduate Tuition, Required Fees, and Room and Board		
	Undergraduate Students 2020/21	Undergraduate Students 2021/22
A. Full-Time Students, Full Academic Year		
1. Please report your typical tuition for a full-time student for the full academic year (If tuition varies across disciplines or student classes, please provide breakdown below under "Special Notes".)		
2. Required Fees (Only include those charges that all full-time students must pay, that are not included in tuition, for the full academic year.)		
3. Room Charges Only (sharing room with one other student)		
4. Board Charges Only (Based upon maximum meal plan available)		
5. Total Room and Board Charges (sum of #3 & #4)		
6. TOTAL Full-Time Student Charges (sum of tuition, fees, room and board for residential students)		
B. Part-Time Students		
7. Part-time tuition: Day classes		
7a. Cost per: (<i>credit hour, course, semester, year</i>) - Please check appropriate box for amount entered in #7 above.		
Credit Hour	<input type="checkbox"/>	<input type="checkbox"/>
Course	<input type="checkbox"/>	<input type="checkbox"/>
Year	<input type="checkbox"/>	<input type="checkbox"/>
Semester	<input type="checkbox"/>	<input type="checkbox"/>
Undergraduate Charges: Page 1 of 2		
Please continue on to Page 2 to report additional Undergraduate Charges		

Association of Independent Colleges and Universities of Pennsylvania

Tuition and Fees, Room and Board Survey for Academic Year 2020-2021

Part I: Undergraduate Tuition, Required Fees, and Room and Board (Continued)

	Undergraduate Students 2019/20	Undergraduate Students 2020/21
B. Part-Time Students (continued)		
8. Part-time tuition: Evening Classes (e.g. <i>Continuing Studies</i> rate)		
8a. Cost per: (credit hour, course, semester, year) - Please check appropriate box for amount entered in #8 above.		
Credit Hour	<input type="checkbox"/>	<input type="checkbox"/>
Course	<input type="checkbox"/>	<input type="checkbox"/>
Year	<input type="checkbox"/>	<input type="checkbox"/>
Semester	<input type="checkbox"/>	<input type="checkbox"/>
C. Special Notes for Undergraduate Charges		
9. Special Notes (e.g. If charges vary by academic program, class year, etc. If this information is too extensive for the space provided, please e-mail this information to baker@aicup.org .)		
Undergraduate Charges: Page 2 of 2 Please continue on to "Graduate Charges" if applicable		

Association of Independent Colleges and Universities of Pennsylvania		
Tuition and Fees, Room and Board Survey for Academic Year 2021-2022		
Part II: Graduate Tuition		
	Graduate Students 2020/21	Graduate Students 2021/22
A. Full-Time Students		
1. Full-Time Graduate Tuition		
1a. Cost per: (credit hour, course, semester, year) - Please check appropriate box for amount entered in #1 above.		
Credit Hour	<input type="checkbox"/>	<input type="checkbox"/>
Course	<input type="checkbox"/>	<input type="checkbox"/>
Year	<input type="checkbox"/>	<input type="checkbox"/>
Semester	<input type="checkbox"/>	<input type="checkbox"/>
B. Part-Time Students		
2. Part-time Graduate Tuition		
2a. Cost per: (credit hour, course, semester, year) - Please check appropriate box for amount entered in #2 above.		
Credit Hour	<input type="checkbox"/>	<input type="checkbox"/>
Course	<input type="checkbox"/>	<input type="checkbox"/>
Year	<input type="checkbox"/>	<input type="checkbox"/>
Semester	<input type="checkbox"/>	<input type="checkbox"/>
C. Special Notes for Graduate Charges		
3. Special Notes (e.g. If charges vary by academic program, etc. If this information is too extensive for the space provided, please e-mail this information to baker@aicup.org.)		



2020-2021 AICUP Research, Accountability, and Outcomes Assessment Committee

Jonathan Peri, Chair and President, *Manor College*

Tom Foley, *AICUP President*

At-Large Campus Administrators

Kate Deater, Director, Institutional Research & Effectiveness, *Saint Francis University*

Kayla Guilford, Center Director, *Lackawanna College*

Lester Ko, Director of Institutional Effectiveness, *Dickinson College*

Megan Nicholson, Associate Director of Institutional Research, *King's College*

Kymber Taylor, Director, Institutional Effectiveness, *University of the Sciences*

This report prepared by

The Association of Independent Colleges and Universities of Pennsylvania

Research Center

101 North Front Street

Harrisburg, PA 17101-1405

717.232.8649



Association of
Independent Colleges and Universities
of Pennsylvania

AICUP Research Center
101 North Front Street
Harrisburg, PA 17101-1405
717.232.8649
www.aicup.org