



The AICUP Tuition and Fees Survey Final Report

July 2022



*Association of
Independent Colleges and Universities
of Pennsylvania*

Table of Contents

Executive Summary	1
Important Information About This Report.	2
Institutions that Submitted Data.	4
Summary Tables:	
Tuition and Fees Data by Institution 2021-2022 and 2022-2023	
Full-Time Undergraduate Tuition	6
Full-Time Undergraduate Required Fees	8
Full-Time Undergraduate Tuition and Required Fees Charges	10
Full-Time Undergraduate Room Charges.	12
Full-Time Undergraduate Board Charges.	14
Full-Time Undergraduate Room and Board Charges.	16
Full-Time Undergraduate Total Price (Tuition, Fees, Room & Board)	18
Part-Time Undergraduate Tuition, Day Students	20
Part-Time Undergraduate Tuition, Evening Students	22
Full-Time Graduate Tuition	24
Part-Time Graduate Tuition	26
Appendices	
Appendix A: Data clarification and notes	31
Appendix B: 2022-2023 Tuition and Fees Survey Form	47

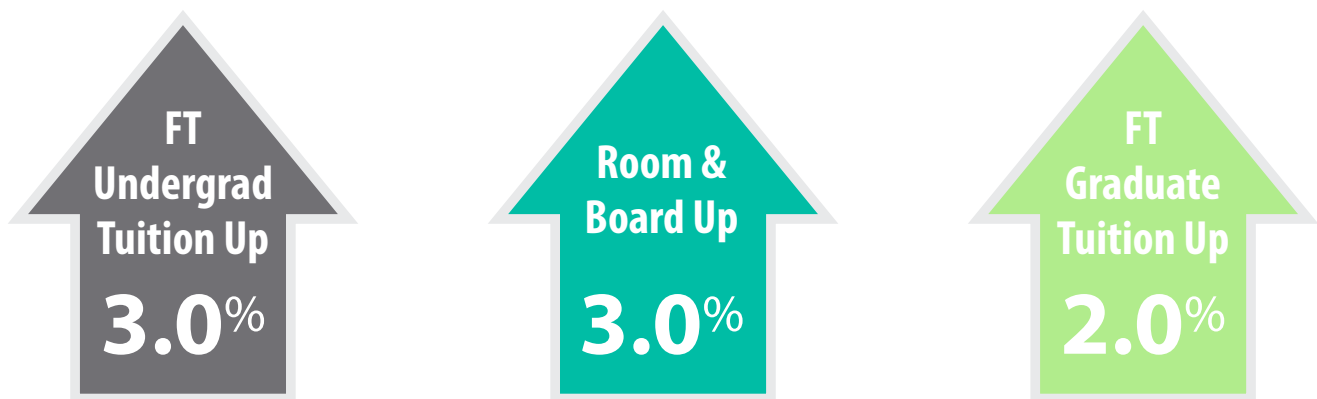
Executive Summary

The Research Center of the Association of Independent Colleges and Universities of Pennsylvania (AICUP) conducts an annual tuition and fees survey. The study provides comparative information on undergraduate and graduate tuition for full-time and part-time students, as well as information on required student fees and room and board charges.

Some of the highlights of this report are shown here.

- Across all institutions participating in this survey, the median tuition for a full-time undergraduate student in the 2022-2023 academic year is \$38,682, an increase of \$998 from the 2021-2022 median of \$37,684. Across all institutions, tuition for full-time undergraduates rose by a median of 3 percent between the 2021-2022 and the 2022-2023 academic years. The smallest median percentage increase in tuition for full-time undergraduate students between the 2021-2022 and the 2022-2023 academic years was found in the Master's Colleges and Universities category, which showed a median tuition increase of 2.6 percent.
- The median room and board charge for 2022-2023 is \$13,623, an increase of \$320 from the 2021-2022 median of \$13,303. Across all institutions, room and board charges rose by a median of 3 percent between the 2021-2022 and the 2022-2023 academic years.
- The median total cost (tuition, fees, and room and board) for a full-time undergraduate residential student in the 2022-2023 period is \$51,492, an increase of \$600 from the 2021-2022 median of \$50,892. Across all institutions, total cost for full-time undergraduate residential students rose by a median of 3 percent between the 2021-2022 and the 2022-2023 academic years.
- The median increase in tuition for full-time graduate students from the 2021-2022 academic year to the 2022-2023 academic year was 2 percent.

REPORT SNAPSHOT



Important Information About This Report

Introduction

The Research Center of the Association of Independent Colleges and Universities of Pennsylvania (AICUP), under the direction of the AICUP Board of Directors and its standing Research, Assessment, and Accountability Committee, conducts an annual Tuition and Fees Survey. This survey is intended to provide comparative information on undergraduate and graduate tuition for full-time and part-time students, as well as information on required student fees and room and board charges.

The 2022-2023 Tuition and Fees report includes data from 88 of the 90 member institutions of AICUP. A breakdown of participating institutions by the 2018 Carnegie Classification of Institutions of Higher Education using the Basic Classification Scheme is shown here:

3	Associate's Colleges
28	Baccalaureate Colleges
32	Master's Colleges and Universities
14	Doctoral Universities
11	Special Focus Institutions

Methodology

The designated research liaison at each AICUP member institution was e-mailed a link to an online survey form. A copy of the survey form is included in Appendix B. The respondents were asked to provide "typical" data for academic year 2022-2023 for the following:

- Full-time undergraduate tuition, fees, and room and board charges
- Part-time undergraduate tuition, by day and evening courses
- Full-time and part-time graduate tuition

When the tuition or fees charged by an institution varied by academic program, respondents were asked to list the different tuition or fee charges. These details are included in Appendix A, "Data clarification and notes."

Data collection for the 2022-2023 AICUP Tuition and Fees Survey began in January 2022 and ended in May 2022. Three preliminary reports were produced by AICUP in March 2022, April 2022, and May 2022. The preliminary reports were sent to AICUP member institutions that had submitted 2022-2023 tuition and fees data by that point in time.

Microsoft Excel software was used to create summary information by individual institution, by 2018 Carnegie Classification, and for the entire group of institutions participating in the survey. For individual institutions, this report shows the various educational charges assessed by each institution in the 2021-2022 and the 2022-2023 academic years as well as the percentage change between these two periods. Median statistics were calculated for each type of data (tuition, fees, and room and board) by Carnegie classification and for the entire group of institutions participating in the survey.

The use of medians minimizes but does not eliminate measurement error, in that extreme values in the distribution do not contribute disproportionately to the summary value. However, use caution with median values for an institutional category that are based on a small number of institutions in that category.

Users of this study are strongly encouraged to read the "Data Clarifications and Notes" in Appendix A for additional information on the data submitted by individual institutions and to review institution-specific tuition and fee charges that may vary by program area.

Important Information About This Report

Data Confidentiality and Appropriate Uses of AICUP Annual Studies

The president of each member institution of the Association of Independent Colleges and Universities of Pennsylvania (AICUP) has submitted a signed statement agreeing to safeguard the confidentiality of particular data contained in annual studies and research reports of the AICUP Research Center and to use these reports only in appropriate ways. This agreement applies to all users of the annual studies and reports at all AICUP-member institutions.

AICUP annual studies are to be used for internal planning and management purposes only. Each report's executive summary and median data by Carnegie classification may be shared among appropriate audiences at each AICUP-member institution. However, institution-specific data shown in the annual studies are intended solely for review and use by senior management of AICUP-member institutions. Senior management is defined as the president, vice-president, deans, and trustees of the institution as well as the directors and staff of institutional offices whose job duties include work directly related to the planning and management activities of the institution.

The institution-specific data reported in the AICUP annual studies may be shared with representatives of accrediting organizations if such data is required by the accrediting organization and with the assurance that such data will remain confidential. Copies of any part of the annual studies are not intended for distribution to students, faculty, and general staff of the institution, nor should they be released to the news media, the general public, or to staff of other institutions.

Data tables or any other pages in the annual studies that are marked "Confidential" should not be removed from the report, nor should these pages be scanned or photocopied for circulation, nor should any information from these pages be copied into other documents without the permission of the institution president. When any pages marked "Confidential" are duplicated, in whole or in part, for the purpose of sharing information on these pages with other individuals, a copy of this page describing the AICUP annual studies data sharing confidentiality understanding should be attached.

Institutions that Submitted Tuition and Fees Data

Associate's Colleges (N = 3)

Harcum College
Johnson College
Manor College

Baccalaureate Colleges (N = 28)

Albright College
Allegheny College
Bryn Athyn College
Bryn Mawr College
Bucknell University
Dickinson College
Elizabethtown College
Franklin & Marshall College
Gettysburg College
Grove City College
Haverford College
Juniata College
Keystone College
Lackawanna College
Lafayette College
Lycoming College
Moravian University
Mount Aloysius College
Muhlenberg College
Peirce College
Pittsburgh Technical College
Saint Vincent College
Susquehanna University
Swarthmore College
Thiel College
Ursinus College
Washington & Jefferson College
Westminster College

Doctoral Universities (N = 14)

Carnegie Mellon University
Chatham University
Drexel University
Duquesne University
Gannon University
Immaculata University
Lehigh University
Misericordia University
Robert Morris University
Thomas Jefferson University
University of Pennsylvania
Villanova University
Widener University
Wilkes University

Master's Colleges and Universities (N = 32)

Alvernia University
Arcadia University
Cabrini University
Cairn University
Carlow University
Cedar Crest College
Chestnut Hill College
Delaware Valley University
DeSales University
Eastern University
Geneva College
Gwynedd Mercy University
Harrisburg University of Science & Technology
Holy Family University
King's College
La Roche University
La Salle University
Lancaster Bible College
Lebanon Valley College
Marywood University
Mercyhurst University
Messiah University
Neumann University
Point Park University
Rosemont College
Saint Francis University
Saint Joseph's University
Seton Hill University
The University of Scranton
Waynesburg University
Wilson College
York College of Pennsylvania


Special Focus Institutions (N = 11)

Clarks Summit University
Geisinger Commonwealth School of Medicine
Lake Erie College of Osteopathic Medicine
Moore College of Art & Design
Pennsylvania Academy of the Fine Arts
Pennsylvania College of Art & Design
Pennsylvania College of Health Sciences
Pennsylvania Institute of Technology
Philadelphia College of Osteopathic Medicine
Salus University
The University of the Arts

Total N = 88



Summary Tables: Tuition and Fees Data by Institution 2021-2022 and 2022-2023



Note: The notation "(a)" in the data tables indicates that the institution did not report the value. The notation "(b)" in the data tables indicates that the sum or percentage was not calculated—a component value was missing or the denominator equaled zero. The notation "(c)" in the data tables indicates that the value may be found in Appendix A, "Data Clarifications and Notes."

Full-Time Undergraduate Tuition

	2021-2022	2022-2023	Change (%)
Overall Median	\$37,684	\$38,682	3.0%
Associate's Colleges Median	\$17,780	\$18,314	3.0%
Harcum College	\$26,600	\$27,840	4.7%
Johnson College	\$17,700	\$17,700	0.0%
Manor College	\$17,780	\$18,314	3.0%
Baccalaureate Colleges Median	\$48,206	\$49,091	3.0%
Albright College	\$26,490	\$27,020	2.0%
Allegheny College	\$51,910	\$52,950	2.0%
Bryn Athyn College	\$24,408	\$25,140	3.0%
Bryn Mawr College	\$55,025	\$58,000	5.4%
Bucknell University	\$59,474	\$61,408	3.3%
Dickinson College	\$58,158	\$60,776	4.5%
Elizabethtown College	\$34,000	\$35,020	3.0%
Franklin & Marshall College	\$63,216	\$65,652	3.9%
Gettysburg College	\$59,960	\$61,760	3.0%
Grove City College	\$19,310	\$19,990	3.5%
Haverford College	\$60,442	\$62,850	4.0%
Juniata College	\$50,100	\$53,256	6.3%
Keystone College	\$14,800	\$14,950	1.0%
Lackawanna College	\$15,300	\$16,450	7.5%
Lafayette College	\$55,874	\$58,110	4.0%
Lycoming College	\$43,232	\$44,544	3.0%
Moravian University	\$46,799	\$48,569	3.8%
Mount Aloysius College	\$23,590	\$24,180	2.5%
Muhlenberg College	\$55,830	\$57,270	2.6%
Peirce College	\$14,400	\$14,400	0.0%
Pittsburgh Technical College	\$14,850	\$14,850	0.0%
Saint Vincent College	\$37,684	\$38,814	3.0%
Susquehanna University	\$52,380	\$54,440	3.9%
Swarthmore College	\$55,856	\$58,928	5.5%
Thiel College	\$32,640	\$33,620	3.0%
Ursinus College	\$56,600	\$58,016	2.5%
Washington & Jefferson College	\$49,612	\$49,612	0.0%
Westminster College	\$37,630	\$38,000	1.0%
Doctoral Universities Median	\$42,713	\$44,238	3.0%
Carnegie Mellon University	\$57,560	\$59,864	4.0%
Chatham University	\$39,443	\$40,625	3.0%
Drexel University	\$54,766	\$56,595	3.3%
Duquesne University	\$43,526	\$45,376	4.3%
Gannon University	\$33,560	\$34,570	3.0%
Immaculata University	\$26,900	\$26,900	0.0%
Lehigh University	\$56,980	\$58,970	3.5%
Misericordia University	\$34,100	\$34,952	2.5%
Robert Morris University	\$31,450	\$32,390	3.0%
Thomas Jefferson University	\$41,900	\$43,100	2.9%
University of Pennsylvania	\$54,652	\$56,212	2.9%
Villanova University	\$58,290	\$60,768	4.3%
Widener University	\$48,724	\$50,624	3.9%
Wilkes University	\$37,994	\$39,134	3.0%

Full-Time Undergraduate Tuition (Cont'd.)

	2021-2022	2022-2023	Change (%)
Master's Colleges and Universities Median	\$35,167	\$35,958	2.6%
Alvernia University	\$37,780	\$39,100	3.5%
Arcadia University	\$45,520	\$46,430	2.0%
Cabrini University	\$32,830	\$33,650	2.5%
Cairn University	\$30,345	\$31,255	3.0%
Carlow University	\$32,390	\$33,500	3.4%
Cedar Crest College	\$41,991	\$43,043	2.5%
Chestnut Hill College	\$37,950	\$38,950	2.6%
Delaware Valley University	\$38,800	\$39,500	1.8%
DeSales University	\$39,500	\$41,100	4.1%
Eastern University	\$34,990	\$35,864	2.5%
Geneva College	\$29,160	\$29,890	2.5%
Gwynedd Mercy University	\$35,344	\$36,052	2.0%
Harrisburg University of Science & Technology	\$23,900	\$23,900	0.0%
Holy Family University	\$30,590	\$31,508	3.0%
King's College	\$38,822	\$39,522	1.8%
La Roche University	\$30,720	\$31,334	2.0%
La Salle University	\$32,000	\$32,640	2.0%
Lancaster Bible College	\$26,690	\$27,760	4.0%
Lebanon Valley College	\$45,860	\$47,240	3.0%
Marywood University	\$35,534	\$36,430	2.5%
Mercyhurst University	\$39,750	\$40,530	2.0%
Messiah University	\$37,430	\$38,550	3.0%
Neumann University	\$32,760	\$33,900	3.5%
Point Park University	\$33,870	\$34,880	3.0%
Rosemont College	\$19,500	\$19,890	2.0%
Saint Francis University	\$38,852	\$39,820	2.5%
Saint Joseph's University	\$47,740	\$49,410	3.5%
Seton Hill University	\$38,518	\$39,674	3.0%
The University of Scranton	\$48,062	\$49,912	3.8%
Waynesburg University	\$26,380	\$27,300	3.5%
Wilson College	\$25,200	\$25,200	0.0%
York College of Pennsylvania	\$20,260	\$21,070	4.0%
Special Focus Institutions Median	\$28,293	\$29,700	4.7%
Clarks Summit University	\$27,200	\$29,700	9.2%
Geisinger Commonwealth School of Medicine	n/a	n/a	n/a
Lake Erie College of Osteopathic Medicine	\$14,640	\$14,640	0.0%
Moore College of Art & Design	\$44,620	\$46,400	4.0%
Pennsylvania Academy of the Fine Arts	\$38,926	\$40,500	4.0%
Pennsylvania College of Art & Design	\$26,750	\$27,750	3.7%
Pennsylvania College of Health Sciences	\$29,386	\$31,555	7.4%
Pennsylvania Institute of Technology	\$10,800	\$12,825	18.8%
Philadelphia College of Osteopathic Medicine	n/a	n/a	n/a
Salus University	n/a	\$24,000	(b)
The University of the Arts	\$48,350	\$50,950	5.4%

Full-Time Undergraduate Required Fees

	2021-2022	2022-2023	Change (%)
Overall Median	\$1,000	\$1,050	2.6%
Associate's Colleges Median	\$1,350	\$1,100	0.0%
Harcum College	n/a	\$400	(b)
Johnson College	\$1,600	\$1,600	0.0%
Manor College	\$1,100	\$1,100	0.0%
Baccalaureate Colleges Median	\$730	\$730	3.0%
Albright College	\$1,188	\$1,210	1.9%
Allegheny College	\$620	\$660	6.5%
Bryn Athyn College	\$1,806	\$1,860	3.0%
Bryn Mawr College	\$1,295	\$1,880	45.2%
Bucknell University	\$328	\$338	3.0%
Dickinson College	\$550	\$550	0.0%
Elizabethtown College	\$600	\$650	8.3%
Franklin & Marshall College	\$185	\$192	3.8%
Gettysburg College	n/a	n/a	n/a
Grove City College	n/a	n/a	n/a
Haverford College	\$498	\$498	0.0%
Juniata College	\$976	\$1,080	10.7%
Keystone College	\$2,500	\$2,500	0.0%
Lackawanna College	\$830	\$890	7.2%
Lafayette College	\$490	\$508	3.7%
Lycoming College	\$730	\$730	0.0%
Moravian University	\$1,931	\$1,931	0.0%
Mount Aloysius College	\$1,300	\$1,330	2.3%
Muhlenberg College	\$735	\$735	0.0%
Peirce College	\$660	\$660	0.0%
Pittsburgh Technical College	\$1,800	\$1,800	0.0%
Saint Vincent College	\$1,505	\$1,551	3.1%
Susquehanna University	\$680	\$720	5.9%
Swarthmore College	\$200	\$400	100.0%
Thiel College	\$1,830	\$1,900	3.8%
Ursinus College	n/a	n/a	n/a
Washington & Jefferson College	\$580	\$580	0.0%
Westminster College	\$600	\$700	16.7%
Doctoral Universities Median	\$1,320	\$1,377	3.4%
Carnegie Mellon University	\$1,364	\$1,480	8.5%
Chatham University	\$1,434	\$1,500	4.6%
Drexel University	\$2,405	\$2,370	-1.5%
Duquesne University	n/a	n/a	n/a
Gannon University	\$966	\$1,086	12.4%
Immaculata University	\$850	\$850	0.0%
Lehigh University	\$490	\$960	95.9%
Misericordia University	\$1,840	\$1,890	2.7%
Robert Morris University	\$1,320	\$1,377	4.3%
Thomas Jefferson University	\$1,066	\$1,100	3.2%
University of Pennsylvania	\$7,058	\$7,240	2.6%
Villanova University	\$730	\$850	16.4%
Widener University	\$982	\$1,015	3.4%
Wilkes University	\$1,920	\$1,978	3.0%

Full-Time Undergraduate Required Fees (Cont'd.)

	2021-2022	2022-2023	Change (%)
Master's Colleges and Universities Median	\$1,000	\$1,050	0.0%
Alvernia University	\$1,500	\$1,650	10.0%
Arcadia University	\$700	\$700	0.0%
Cabrini University	\$1,015	\$1,015	0.0%
Cairn University	\$375	\$385	2.7%
Carlow University	\$932	\$1,089	16.8%
Cedar Crest College	\$600	\$600	0.0%
Chestnut Hill College	\$320	\$460	43.8%
Delaware Valley University	\$2,580	\$2,620	1.6%
DeSales University	\$1,500	\$1,500	0.0%
Eastern University	\$680	\$600	-11.8%
Geneva College	\$810	\$1,100	35.8%
Gwynedd Mercy University	\$900	\$1,000	11.1%
Harrisburg University of Science & Technology	n/a	n/a	n/a
Holy Family University	\$1,050	\$1,050	0.0%
King's College	\$2,058	\$2,078	1.0%
La Roche University	\$850	\$1,050	23.5%
La Salle University	\$1,250	\$1,250	0.0%
Lancaster Bible College	\$700	\$700	0.0%
Lebanon Valley College	\$1,320	\$1,380	4.5%
Marywood University	\$1,750	\$1,796	2.6%
Mercyhurst University	\$2,930	\$2,930	0.0%
Messiah University	\$940	\$940	0.0%
Neumann University	\$1,700	\$1,800	5.9%
Point Park University	\$1,740	\$1,740	0.0%
Rosemont College	\$1,000	\$1,000	0.0%
Saint Francis University	\$650	\$700	7.7%
Saint Joseph's University	\$200	\$200	0.0%
Seton Hill University	\$550	\$550	0.0%
The University of Scranton	\$400	\$400	0.0%
Waynesburg University	\$1,070	\$1,190	11.2%
Wilson College	\$1,000	\$1,000	0.0%
York College of Pennsylvania	\$2,090	\$2,150	2.9%
Special Focus Institutions Median	\$1,700	\$1,350	0.0%
Clarks Summit University	n/a	n/a	n/a
Geisinger Commonwealth School of Medicine	n/a	n/a	n/a
Lake Erie College of Osteopathic Medicine	n/a	n/a	n/a
Moore College of Art & Design	\$2,107	\$1,816	-13.8%
Pennsylvania Academy of the Fine Arts	\$1,450	\$1,600	10.3%
Pennsylvania College of Art and Design	\$1,700	\$1,700	0.0%
Pennsylvania College of Health Sciences	n/a	\$825	(b)
Pennsylvania Institute of Technology	\$3,105	\$1,350	-56.5%
Philadelphia College of Osteopathic Medicine	n/a	n/a	n/a
Salus University	n/a	\$1,000	(b)
The University of the Arts	\$150	\$180	20.0%

Full-Time Undergraduate Tuition + Required Fees Charges

	2021-2022	2022-2023	Change (%)
Overall Median	\$38,370	\$39,450	3.0%
Associate's Colleges Median	\$19,300	\$19,414	2.8%
Harcum College	\$26,600	\$28,240	6.2%
Johnson College	\$19,300	\$19,300	0.0%
Manor College	\$18,880	\$19,414	2.8%
Baccalaureate Colleges Median	\$49,461	\$50,346	3.0%
Albright College	\$27,678	\$28,230	2.0%
Allegheny College	\$52,530	\$53,610	2.1%
Bryn Athyn College	\$26,214	\$27,000	3.0%
Bryn Mawr College	\$56,320	\$59,880	6.3%
Bucknell University	\$59,802	\$61,746	3.3%
Dickinson College	\$58,708	\$61,326	4.5%
Elizabethtown College	\$34,600	\$35,670	3.1%
Franklin & Marshall College	\$63,401	\$65,844	3.9%
Gettysburg College	\$59,960	\$61,760	3.0%
Grove City College	\$19,310	\$19,990	3.5%
Haverford College	\$60,940	\$63,348	4.0%
Juniata College	\$51,076	\$54,336	6.4%
Keystone College	\$17,300	\$17,450	0.9%
Lackawanna College	\$16,130	\$17,340	7.5%
Lafayette College	\$56,364	\$58,618	4.0%
Lycoming College	\$43,962	\$45,274	3.0%
Moravian University	\$48,730	\$50,500	3.6%
Mount Aloysius College	\$24,890	\$25,510	2.5%
Muhlenberg College	\$56,565	\$58,005	2.5%
Peirce College	\$15,060	\$15,060	0.0%
Pittsburgh Technical College	\$16,650	\$16,650	0.0%
Saint Vincent College	\$39,189	\$40,365	3.0%
Susquehanna University	\$53,060	\$55,160	4.0%
Swarthmore College	\$56,056	\$59,328	5.8%
Thiel College	\$34,470	\$35,520	3.0%
Ursinus College	\$56,600	\$58,016	2.5%
Washington & Jefferson College	\$50,192	\$50,192	0.0%
Westminster College	\$38,230	\$38,700	1.2%
Doctoral Universities Median	\$43,246	\$44,788	3.1%
Carnegie Mellon University	\$58,924	\$61,344	4.1%
Chatham University	\$40,877	\$42,125	3.1%
Drexel University	\$57,171	\$58,965	3.1%
Duquesne University	\$43,526	\$45,376	4.3%
Gannon University	\$34,526	\$35,656	3.3%
Immaculata University	\$27,750	\$27,750	0.0%
Lehigh University	\$57,470	\$59,930	4.3%
Misericordia University	\$35,940	\$36,842	2.5%
Robert Morris University	\$32,770	\$33,767	3.0%
Thomas Jefferson University	\$42,966	\$44,200	2.9%
University of Pennsylvania	\$61,710	\$63,452	2.8%
Villanova University	\$59,020	\$61,618	4.4%
Widener University	\$49,706	\$51,639	3.9%
Wilkes University	\$39,914	\$41,112	3.0%

Full-Time Undergraduate Tuition + Required Fees Charges (Cont'd.)

	2021-2022	2022-2023	Change (%)
Master's Colleges and Universities Median	\$35,957	\$36,836	2.9%
Alvernia University	\$39,280	\$40,750	3.7%
Arcadia University	\$46,220	\$47,130	2.0%
Cabrini University	\$33,845	\$34,665	2.4%
Cairn University	\$30,720	\$31,640	3.0%
Carlow University	\$33,322	\$34,589	3.8%
Cedar Crest College	\$42,591	\$43,643	2.5%
Chestnut Hill College	\$38,270	\$39,410	3.0%
Delaware Valley University	\$41,380	\$42,120	1.8%
DeSales University	\$41,000	\$42,600	3.9%
Eastern University	\$35,670	\$36,464	2.2%
Geneva College	\$29,970	\$30,990	3.4%
Gwynedd Mercy University	\$36,244	\$37,052	2.2%
Harrisburg University of Science & Technology	\$23,900	\$23,900	0.0%
Holy Family University	\$31,640	\$32,558	2.9%
King's College	\$40,880	\$41,600	1.8%
La Roche University	\$31,570	\$32,384	2.6%
La Salle University	\$33,250	\$33,890	1.9%
Lancaster Bible College	\$27,390	\$28,460	3.9%
Lebanon Valley College	\$47,180	\$48,620	3.1%
Marywood University	\$37,284	\$38,226	2.5%
Mercyhurst University	\$42,680	\$43,460	1.8%
Messiah University	\$38,370	\$39,490	2.9%
Neumann University	\$34,460	\$35,700	3.6%
Point Park University	\$35,610	\$36,620	2.8%
Rosemont College	\$20,500	\$20,890	1.9%
Saint Francis University	\$39,502	\$40,520	2.6%
Saint Joseph's University	\$47,940	\$49,610	3.5%
Seton Hill University	\$39,068	\$40,224	3.0%
The University of Scranton	\$48,462	\$50,312	3.8%
Waynesburg University	\$27,450	\$28,490	3.8%
Wilson College	\$26,200	\$26,200	0.0%
York College of Pennsylvania	\$22,350	\$23,220	3.9%
Special Focus Institutions Median	\$28,918	\$29,700	3.9%
Clarks Summit University	\$27,200	\$29,700	9.2%
Geisinger Commonwealth School of Medicine	n/a	n/a	n/a
Lake Erie College of Osteopathic Medicine	\$14,640	\$14,640	0.0%
Moore College of Art & Design	\$46,727	\$48,216	3.2%
Pennsylvania Academy of the Fine Arts	\$40,376	\$42,100	4.3%
Pennsylvania College of Art & Design	\$28,450	\$29,450	3.5%
Pennsylvania College of Health Sciences	\$29,386	\$32,380	10.2%
Pennsylvania Institute of Technology	\$13,905	\$14,175	1.9%
Philadelphia College of Osteopathic Medicine	n/a	n/a	n/a
Salus University	n/a	\$25,000	(b)
The University of the Arts	\$48,500	\$51,130	5.4%

Full-Time Undergraduate Room Charges

	2021-2022	2022-2023	Change (%)
Overall Median	\$7,509	\$7,734	3.0%
Associate's Colleges Median	\$6,600	\$6,720	1.8%
Harcum College	\$6,600	\$6,720	1.8%
Johnson College	n/a	n/a	n/a
Manor College	(a)	(a)	(b)
Baccalaureate Colleges Median	\$7,680	\$7,936	3.2%
Albright College	\$7,190	\$7,330	1.9%
Allegheny College	\$7,080	\$7,278	2.8%
Bryn Athyn College	(a)	(a)	(b)
Bryn Mawr College	\$9,910	\$10,300	3.9%
Bucknell University	\$9,192	\$9,490	3.2%
Dickinson College	\$7,866	\$8,220	4.5%
Elizabethtown College	\$6,100	\$6,282	3.0%
Franklin & Marshall College	\$8,722	\$8,900	2.0%
Gettysburg College	\$7,710	\$8,010	3.9%
Grove City College	\$6,780	\$7,010	3.4%
Haverford College	\$10,320	\$10,900	5.6%
Juniata College	\$6,944	\$6,944	0.0%
Keystone College	\$6,000	\$6,000	0.0%
Lackawanna College	\$6,900	\$7,400	7.2%
Lafayette College	\$10,308	\$10,720	4.0%
Lycoming College	\$7,022	\$7,234	3.0%
Moravian University	\$8,154	\$8,398	3.0%
Mount Aloysius College	\$5,852	\$6,250	6.8%
Muhlenberg College	\$7,035	\$9,725	38.2%
Peirce College	n/a	n/a	n/a
Pittsburgh Technical College	\$7,935	\$7,350	-7.4%
Saint Vincent College	\$7,010	\$7,226	3.1%
Susquehanna University	\$7,680	\$8,220	7.0%
Swarthmore College	\$8,796	\$9,104	3.5%
Thiel College	\$6,984	\$7,200	3.1%
Ursinus College	\$9,230	\$9,600	4.0%
Washington & Jefferson College	\$7,788	\$7,936	1.9%
Westminster College	(a)	(a)	(b)
Doctoral Universities Median	\$7,905	\$8,125	3.1%
Carnegie Mellon University	\$9,614	\$10,000	4.0%
Chatham University	\$6,645	\$6,845	3.0%
Drexel University	\$10,320	\$10,629	3.0%
Duquesne University	\$7,774	\$8,104	4.2%
Gannon University	\$7,810	\$8,130	4.1%
Immaculata University	\$6,390	\$6,390	0.0%
Lehigh University	\$9,030	\$9,350	3.5%
Misericordia University	\$8,000	\$8,120	1.5%
Robert Morris University	\$6,770	\$6,970	3.0%
Thomas Jefferson University	\$6,679	\$6,880	3.0%
University of Pennsylvania	\$11,358	\$11,754	3.5%
Villanova University	\$8,236	\$8,587	4.3%
Widener University	\$7,748	\$8,000	3.3%
Wilkes University	\$9,492	\$9,586	1.0%

Full-Time Undergraduate Room Charges (Cont'd.)

	2021-2022	2022-2023	Change (%)
Master's Colleges and Universities Median	\$6,930	\$6,980	2.4%
Alvernia University	\$6,930	\$7,040	1.6%
Arcadia University	\$9,000	\$8,400	-6.7%
Cabrini University	\$7,784	\$7,940	2.0%
Cairn University	\$6,091	\$6,274	3.0%
Carlow University	\$6,516	\$6,714	3.0%
Cedar Crest College	\$5,750	\$5,750	0.0%
Chestnut Hill College	(a)	(a)	(b)
Delaware Valley University	\$7,030	\$7,030	0.0%
DeSales University	\$6,400	\$6,400	0.0%
Eastern University	\$6,448	\$6,610	2.5%
Geneva College	\$5,660	\$5,660	0.0%
Gwynedd Mercy University	\$5,630	\$6,234	10.7%
Harrisburg University of Science & Technology	\$7,040	\$7,040	0.0%
Holy Family University	\$7,980	\$7,980	0.0%
King's College	\$7,509	\$7,734	3.0%
La Roche University	\$8,000	\$8,160	2.0%
La Salle University	\$7,990	\$7,990	0.0%
Lancaster Bible College	\$5,460	\$5,590	2.4%
Lebanon Valley College	\$6,190	\$6,470	4.5%
Marywood University	\$8,138	\$8,341	2.5%
Mercyhurst University	\$8,658	(a)	(b)
Messiah University	\$5,970	\$6,150	3.0%
Neumann University	\$8,600	\$8,900	3.5%
Point Park University	\$5,640	\$5,760	2.1%
Rosemont College	\$10,130	\$10,130	0.0%
Saint Francis University	\$6,148	\$6,300	2.5%
Saint Joseph's University	\$9,424	\$9,710	3.0%
Seton Hill University	\$7,110	\$7,324	3.0%
The University of Scranton	\$9,310	\$10,192	9.5%
Waynesburg University	\$5,760	\$6,020	4.5%
Wilson College	\$5,500	\$5,500	0.0%
York College of Pennsylvania	\$6,720	\$6,930	3.1%
Special Focus Institutions Median	\$10,235	\$10,858	2.4%
Clarks Summit University	\$2,700	\$2,850	5.6%
Geisinger Commonwealth School of Medicine	n/a	n/a	n/a
Lake Erie College of Osteopathic Medicine	n/a	n/a	n/a
Moore College of Art & Design	(a)	\$10,858	(b)
Pennsylvania Academy of the Fine Arts	\$13,700	\$13,470	-1.7%
Pennsylvania College of Art & Design	\$9,090	\$9,350	2.9%
Pennsylvania College of Health Sciences	n/a	n/a	n/a
Pennsylvania Institute of Technology	n/a	n/a	n/a
Philadelphia College of Osteopathic Medicine	n/a	n/a	n/a
Salus University	n/a	n/a	n/a
The University of the Arts	\$11,380	\$11,590	1.8%

Full-Time Undergraduate Board Charges

	2021-2022	2022-2023	Change (%)
Overall Median	\$6,230	\$6,358	2.9%
Associate's Colleges Median	\$4,400	\$4,480	1.8%
Harcum College	\$4,400	\$4,480	1.8%
Johnson College	n/a	n/a	n/a
Manor College	(a)	(a)	(b)
Baccalaureate Colleges Median	\$6,168	\$6,330	3.0%
Albright College	\$5,986	\$6,170	3.1%
Allegheny College	\$6,340	\$6,518	2.8%
Bryn Athyn College	(a)	(a)	(b)
Bryn Mawr College	\$7,460	\$7,750	3.9%
Bucknell University	\$5,682	\$5,868	3.3%
Dickinson College	\$7,386	\$7,718	4.5%
Elizabethtown College	\$6,230	\$6,360	2.1%
Franklin & Marshall College	\$6,018	\$6,140	2.0%
Gettysburg College	\$6,660	\$6,920	3.9%
Grove City College	\$3,900	\$4,040	3.6%
Haverford College	\$6,980	\$7,082	1.5%
Juniata College	\$6,106	\$6,106	0.0%
Keystone College	\$5,900	\$6,000	1.7%
Lackawanna College	\$4,000	\$4,300	7.5%
Lafayette College	\$6,362	\$6,616	4.0%
Lycoming College	\$6,750	\$6,952	3.0%
Moravian University	\$6,317	\$6,506	3.0%
Mount Aloysius College	\$5,782	\$5,956	3.0%
Muhlenberg College	\$5,765	\$5,330	-7.5%
Peirce College	n/a	n/a	n/a
Pittsburgh Technical College	n/a	n/a	n/a
Saint Vincent College	\$5,944	\$6,300	6.0%
Susquehanna University	\$6,670	\$6,740	1.0%
Swarthmore College	\$8,354	\$8,922	6.8%
Thiel College	\$6,984	\$7,230	3.5%
Ursinus College	\$4,830	\$5,024	4.0%
Washington & Jefferson College	\$5,484	\$5,588	1.9%
Westminster College	(a)	(a)	(b)
Doctoral Universities Median	\$6,335	\$6,590	3.0%
Carnegie Mellon University	\$6,226	\$6,796	9.2%
Chatham University	\$6,660	\$6,930	4.1%
Drexel University	\$6,168	\$6,351	3.0%
Duquesne University	\$6,370	\$6,640	4.2%
Gannon University	\$6,790	\$6,980	2.8%
Immaculata University	\$6,230	\$6,230	0.0%
Lehigh University	\$6,300	\$6,540	3.8%
Misericordia University	\$6,520	\$6,530	0.2%
Robert Morris University	\$5,550	\$5,710	2.9%
Thomas Jefferson University	\$7,608	\$7,835	3.0%
University of Pennsylvania	\$5,946	\$6,134	3.2%
Villanova University	\$7,150	\$7,500	4.9%
Widener University	\$7,060	\$7,200	2.0%
Wilkes University	\$6,206	\$6,264	0.9%

Full-Time Undergraduate Board Charges (Cont'd.)

	2021-2022	2022-2023	Change (%)
Master's Colleges and Universities Median	\$6,262	\$6,300	2.5%
Alvernia University	\$6,750	\$6,990	3.6%
Arcadia University	\$5,170	\$5,320	2.9%
Cabrini University	\$5,180	\$5,284	2.0%
Cairn University	\$5,330	\$5,490	3.0%
Carlow University	\$6,112	\$6,300	3.1%
Cedar Crest College	\$6,769	\$6,972	3.0%
Chestnut Hill College	(a)	(a)	(b)
Delaware Valley University	\$7,820	\$7,820	0.0%
DeSales University	\$6,900	\$7,100	2.9%
Eastern University	\$5,672	\$5,814	2.5%
Geneva College	\$5,190	\$5,190	0.0%
Gwynedd Mercy University	\$6,640	\$6,640	0.0%
Harrisburg University of Science & Technology	n/a	n/a	n/a
Holy Family University	\$7,300	\$7,300	0.0%
King's College	\$6,777	\$6,914	2.0%
La Roche University	\$4,634	\$4,726	2.0%
La Salle University	\$7,360	\$6,560	-10.9%
Lancaster Bible College	\$4,840	\$5,450	12.6%
Lebanon Valley College	\$6,620	\$6,750	2.0%
Marywood University	\$6,200	\$6,355	2.5%
Mercyhurst University	\$6,784	(a)	(b)
Messiah University	\$5,250	\$5,410	3.0%
Neumann University	\$6,500	\$6,110	-6.0%
Point Park University	\$7,300	\$7,440	1.9%
Rosemont College	\$3,000	\$3,000	0.0%
Saint Francis University	\$6,324	\$6,520	3.1%
Saint Joseph's University	\$5,416	\$5,575	2.9%
Seton Hill University	\$5,850	\$6,026	3.0%
The University of Scranton	\$6,680	\$6,846	2.5%
Waynesburg University	\$5,440	\$5,870	7.9%
Wilson College	\$6,340	\$6,468	2.0%
York College of Pennsylvania	\$5,330	\$5,500	3.2%
Special Focus Institutions Median	\$4,100	\$5,405	3.6%
Clarks Summit University	\$4,100	\$4,450	8.5%
Geisinger Commonwealth School of Medicine	n/a	n/a	n/a
Lake Erie College of Osteopathic Medicine	n/a	n/a	n/a
Moore College of Art & Design	(a)	\$7,176	(b)
Pennsylvania Academy of the Fine Arts	n/a	n/a	n/a
Pennsylvania College of Art & Design	\$1,713	\$1,775	3.6%
Pennsylvania College of Health Sciences	n/a	n/a	n/a
Pennsylvania Institute of Technology	n/a	n/a	n/a
Philadelphia College of Osteopathic Medicine	n/a	n/a	n/a
Salus University	n/a	n/a	n/a
The University of the Arts	\$6,250	\$6,360	1.8%

Full-Time Undergraduate Room and Board Charges

	2021-2022	2022-2023	Change (%)
Overall Median	\$13,303	\$13,623	3.0%
Associate's Colleges Median	\$9,683	\$10,400	8.3%
Harcum College	\$11,000	\$11,200	1.8%
Johnson College	n/a	n/a	n/a
Manor College	\$8,366	\$9,600	14.8%
Baccalaureate Colleges Median	\$13,420	\$14,186	3.3%
Albright College	\$13,176	\$13,500	2.5%
Allegheny College	\$13,420	\$13,796	2.8%
Bryn Athyn College	\$12,984	\$13,374	3.0%
Bryn Mawr College	\$17,370	\$18,050	3.9%
Bucknell University	\$14,874	\$15,358	3.3%
Dickinson College	\$15,252	\$15,938	4.5%
Elizabethtown College	\$12,330	\$12,642	2.5%
Franklin & Marshall College	\$14,740	\$15,040	2.0%
Gettysburg College	\$14,370	\$14,930	3.9%
Grove City College	\$10,680	\$11,050	3.5%
Haverford College	\$17,300	\$17,982	3.9%
Juniata College	\$13,050	\$13,050	0.0%
Keystone College	\$11,900	\$12,000	0.8%
Lackawanna College	\$10,900	\$11,700	7.3%
Lafayette College	\$16,670	\$17,336	4.0%
Lycoming College	\$13,772	\$14,186	3.0%
Moravian University	\$14,471	\$14,904	3.0%
Mount Aloysius College	\$11,634	\$12,206	4.9%
Muhlenberg College	\$12,800	\$15,055	17.6%
Peirce College	n/a	n/a	n/a
Pittsburgh Technical College	\$7,935	\$7,350	-7.4%
Saint Vincent College	\$12,954	\$13,526	4.4%
Susquehanna University	\$14,350	\$14,960	4.3%
Swarthmore College	\$17,150	\$18,026	5.1%
Thiel College	\$13,968	\$14,430	3.3%
Ursinus College	\$14,060	\$14,624	4.0%
Washington & Jefferson College	\$13,272	\$13,524	1.9%
Westminster College	\$11,670	\$11,900	2.0%
Doctoral Universities Median	\$14,704	\$15,155	3.2%
Carnegie Mellon University	\$15,840	\$16,796	6.0%
Chatham University	\$13,305	\$13,775	3.5%
Drexel University	\$16,488	\$16,980	3.0%
Duquesne University	\$14,144	\$14,744	4.2%
Gannon University	\$14,600	\$15,110	3.5%
Immaculata University	\$12,620	\$12,620	0.0%
Lehigh University	\$15,330	\$15,890	3.7%
Misericordia University	\$14,520	\$14,650	0.9%
Robert Morris University	\$12,320	\$12,680	2.9%
Thomas Jefferson University	\$14,287	\$14,715	3.0%
University of Pennsylvania	\$17,304	\$17,888	3.4%
Villanova University	\$15,386	\$16,087	4.6%
Widener University	\$14,808	\$15,200	2.6%
Wilkes University	\$15,698	\$15,850	1.0%

Full-Time Undergraduate Room and Board Charges (Cont'd.)

	2021-2022	2022-2023	Change (%)
Master's Colleges and Universities Median	\$12,875	\$13,165	2.5%
Alvernia University	\$13,680	\$14,030	2.6%
Arcadia University	\$14,170	\$13,720	-3.2%
Cabrini University	\$12,964	\$13,224	2.0%
Cairn University	\$11,421	\$11,764	3.0%
Carlow University	\$12,628	\$13,014	3.1%
Cedar Crest College	\$12,519	\$12,722	1.6%
Chestnut Hill College	\$11,200	\$12,000	7.1%
Delaware Valley University	\$14,850	\$14,850	0.0%
DeSales University	\$13,300	\$13,500	1.5%
Eastern University	\$12,120	\$12,424	2.5%
Geneva College	\$10,850	\$10,850	0.0%
Gwynedd Mercy University	\$12,270	\$12,874	4.9%
Harrisburg University of Science & Technology	\$7,040	\$7,040	0.0%
Holy Family University	\$15,280	\$15,280	0.0%
King's College	\$14,286	\$14,648	2.5%
La Roche University	\$12,634	\$12,886	2.0%
La Salle University	\$15,350	\$14,550	-5.2%
Lancaster Bible College	\$10,300	\$11,040	7.2%
Lebanon Valley College	\$12,810	\$13,220	3.2%
Marywood University	\$14,338	\$14,696	2.5%
Mercyhurst University	\$15,442	\$15,300	-0.9%
Messiah University	\$11,220	\$11,560	3.0%
Neumann University	\$15,000	\$15,010	0.1%
Point Park University	\$12,940	\$13,200	2.0%
Rosemont College	\$13,130	\$13,130	0.0%
Saint Francis University	\$12,472	\$12,820	2.8%
Saint Joseph's University	\$14,840	\$15,285	3.0%
Seton Hill University	\$12,960	\$13,350	3.0%
The University of Scranton	\$15,990	\$17,038	6.6%
Waynesburg University	\$11,200	\$11,890	6.2%
Wilson College	\$11,840	\$11,968	1.1%
York College of Pennsylvania	\$12,050	\$12,430	3.2%
Special Focus Institutions Median	\$13,700	\$13,470	3.0%
Clarks Summit University	\$6,800	\$7,300	7.4%
Geisinger Commonwealth School of Medicine	n/a	n/a	n/a
Lake Erie College of Osteopathic Medicine	n/a	n/a	n/a
Moore College of Art & Design	\$17,340	\$18,034	4.0%
Pennsylvania Academy of the Fine Arts	\$13,700	\$13,470	-1.7%
Pennsylvania College of Art & Design	\$10,803	\$11,125	3.0%
Pennsylvania College of Health Sciences	n/a	n/a	n/a
Pennsylvania Institute of Technology	n/a	n/a	n/a
Philadelphia College of Osteopathic Medicine	n/a	n/a	n/a
Salus University	n/a	n/a	n/a
The University of the Arts	\$17,630	\$17,950	1.8%

Full-Time Undergraduate Total Price (Tuition, Fees, Room and Board)

	2021-2022	2022-2023	Change (%)
Overall Median	\$50,892	\$51,492	3.0%
Associate's Colleges Median	\$27,246	\$29,014	4.9%
Harcum College	\$37,600	\$39,440	4.9%
Johnson College	\$19,300	\$19,300	0.0%
Manor College	\$27,246	\$29,014	6.5%
Baccalaureate Colleges Median	\$63,333	\$64,560	3.3%
Albright College	\$40,859	\$41,730	2.1%
Allegheny College	\$65,950	\$67,406	2.2%
Bryn Athyn College	\$39,198	\$40,449	3.2%
Bryn Mawr College	\$73,690	\$77,930	5.8%
Bucknell University	\$74,676	\$77,104	3.3%
Dickinson College	\$73,960	\$77,264	4.5%
Elizabethtown College	\$46,930	\$48,312	2.9%
Franklin & Marshall College	\$78,141	\$80,884	3.5%
Gettysburg College	\$74,330	\$76,690	3.2%
Grove City College	\$29,480	\$31,040	5.3%
Haverford College	\$78,240	\$81,330	3.9%
Juniata College	\$64,126	\$67,386	5.1%
Keystone College	\$29,200	\$29,450	0.9%
Lackawanna College	\$27,030	\$29,040	7.4%
Lafayette College	\$73,034	\$75,954	4.0%
Lycoming College	\$57,734	\$59,460	3.0%
Moravian University	\$63,201	\$65,404	3.5%
Mount Aloysius College	\$36,524	\$37,716	3.3%
Muhlenberg College	\$69,365	\$73,060	5.3%
Peirce College	\$15,060	\$15,060	0.0%
Pittsburgh Technical College	\$24,585	\$24,000	-2.4%
Saint Vincent College	\$52,143	\$53,891	3.4%
Susquehanna University	\$67,410	\$70,120	4.0%
Swarthmore College	\$73,206	\$77,354	5.7%
Thiel College	\$48,438	\$49,950	3.1%
Ursinus College	\$70,660	\$72,640	2.8%
Washington & Jefferson College	\$63,464	\$63,716	0.4%
Westminster College	\$49,900	\$50,600	1.4%
Doctoral Universities Median	\$57,462	\$59,518	3.3%
Carnegie Mellon University	\$74,764	\$78,140	4.5%
Chatham University	\$54,182	\$55,900	3.2%
Drexel University	\$73,659	\$79,240	7.6%
Duquesne University	\$57,670	\$60,120	4.2%
Gannon University	\$49,126	\$50,766	3.3%
Immaculata University	\$40,370	\$40,370	0.0%
Lehigh University	\$72,800	\$75,820	4.1%
Misericordia University	\$50,460	\$51,492	2.0%
Robert Morris University	\$45,090	\$46,447	3.0%
Thomas Jefferson University	\$57,253	\$58,915	2.9%
University of Pennsylvania	\$79,014	\$81,340	2.9%
Villanova University	\$74,406	\$77,705	4.4%
Widener University	\$64,514	\$66,839	3.6%
Wilkes University	\$55,612	\$56,962	2.4%

Full-Time Undergraduate Total Price (Tuition, Fees, Room and Board) (Cont'd.)

	2021-2022	2022-2023	Change (%)
Master's Colleges and Universities Median	\$49,035	\$50,318	2.5%
Alvernia University	\$52,960	\$54,780	3.4%
Arcadia University	\$60,390	\$60,850	0.8%
Cabrini University	\$46,809	\$47,889	2.3%
Cairn University	\$42,141	\$43,404	3.0%
Carlow University	\$45,950	\$46,514	1.2%
Cedar Crest College	\$55,110	\$56,365	2.3%
Chestnut Hill College	\$49,470	\$51,410	3.9%
Delaware Valley University	\$56,230	\$56,970	1.3%
DeSales University	\$54,300	\$56,100	3.3%
Eastern University	\$47,790	\$48,888	2.3%
Geneva College	\$40,820	\$41,840	2.5%
Gwynedd Mercy University	\$48,514	\$49,926	2.9%
Harrisburg University of Science & Technology	\$30,940	\$30,940	0.0%
Holy Family University	\$46,920	\$48,128	2.6%
King's College	\$55,166	\$56,248	2.0%
La Roche University	\$44,204	\$45,270	2.4%
La Salle University	\$48,600	\$48,440	-0.3%
Lancaster Bible College	\$37,150	\$39,500	6.3%
Lebanon Valley College	\$59,990	\$61,840	3.1%
Marywood University	\$51,622	\$52,922	2.5%
Mercyhurst University	\$58,122	\$58,760	1.1%
Messiah University	\$49,590	\$51,050	2.9%
Neumann University	\$49,560	\$50,710	2.3%
Point Park University	\$48,550	\$49,820	2.6%
Rosemont College	\$33,630	\$34,020	1.2%
Saint Francis University	\$51,324	\$53,340	3.9%
Saint Joseph's University	\$62,780	\$64,895	3.4%
Seton Hill University	\$52,028	\$53,574	3.0%
The University of Scranton	\$63,074	\$67,350	6.8%
Waynesburg University	\$38,970	\$40,380	3.6%
Wilson College	\$38,040	\$38,168	0.3%
York College of Pennsylvania	\$34,400	\$35,650	3.6%
Special Focus Institutions Median	\$36,627	\$37,000	3.4%
Clarks Summit University	\$34,000	\$37,000	8.8%
Geisinger Commonwealth School of Medicine	n/a	n/a	n/a
Lake Erie College of Osteopathic Medicine	\$14,640	\$14,640	0.0%
Moore College of Art & Design	\$64,067	\$66,250	3.4%
Pennsylvania Academy of the Fine Arts	\$54,076	\$55,570	2.8%
Pennsylvania College of Art & Design	\$39,253	\$40,575	3.4%
Pennsylvania College of Health Sciences	\$29,386	\$32,380	10.2%
Pennsylvania Institute of Technology	\$13,905	\$14,175	1.9%
Philadelphia College of Osteopathic Medicine	n/a	n/a	n/a
Salus University	n/a	\$25,000	(b)
The University of the Arts	\$66,130	\$68,900	4.2%

Part-Time Undergraduate Tuition, Day Students

	Cost Basis	2021-2022	2022-2023	Change (%)
Overall Median				3.0%
Associate's Colleges Median				3.0%
Harcum College	credit hour	\$825	\$890	7.9%
Johnson College	credit hour	\$550	\$550	0.0%
Manor College	credit hour	\$724	\$746	3.0%
Baccalaureate Colleges Median				3.0%
Albright College	course	\$6,622	\$3,380	-49.0%
Allegheny College	credit hour	\$2,163	\$2,206	2.0%
Bryn Athyn College	credit hour	\$1,003	\$1,003	0.0%
Bryn Mawr College	course	\$6,880	\$7,250	5.4%
Bucknell University	course	\$6,528	\$6,740	3.2%
Dickinson College	credit hour	\$1,818	\$1,900	4.5%
Elizabethtown College	credit hour	\$1,215	\$1,252	3.0%
Franklin & Marshall College	course	\$7,902	\$8,206	3.8%
Gettysburg College	course	\$7,770	\$8,000	3.0%
Grove City College	credit hour	\$620	\$645	4.0%
Haverford College	n/a	n/a	n/a	n/a
Juniata College	credit hour	\$2,015	\$2,088	3.6%
Keystone College	credit hour	\$460	\$475	3.3%
Lackawanna College	credit hour	\$535	\$575	7.5%
Lafayette College	credit hour	(a)	\$613	(b)
Lycoming College	credit hour	\$1,351	\$1,392	3.0%
Moravian University	course	\$5,200	\$5,400	3.8%
Mount Aloysius College	credit hour	\$885	\$910	2.8%
Muhlenberg College	course	(a)	(a)	(b)
Peirce College	credit hour	\$600	\$600	0.0%
Pittsburgh Technical College	credit hour	(c)	(c)	(b)
Saint Vincent College	credit hour	\$1,180	\$1,215	3.0%
Susquehanna University	credit hour	(a)	\$1,730	(b)
Swarthmore College	n/a	n/a	n/a	n/a
Thiel College	credit hour	\$1,050	\$1,050	0.0%
Ursinus College	credit hour	\$1,769	\$1,813	2.5%
Washington & Jefferson College	course	\$4,965	\$4,965	0.0%
Westminster College	credit hour	\$1,175	\$1,190	1.3%
Doctoral Universities Median				3.0%
Carnegie Mellon University	credit hour	\$800	\$832	4.0%
Chatham University	credit hour	\$957	\$986	3.0%
Drexel University	credit hour	(a)	(a)	(b)
Duquesne University	credit hour	\$1,442	\$1,503	4.2%
Gannon University	credit hour	\$810	\$835	3.1%
Immaculata University	credit hour	\$540	\$465	-13.9%
Lehigh University	credit hour	\$2,375	\$2,460	3.6%
Misericordia University	credit hour	\$630	\$650	3.2%
Robert Morris University	credit hour	\$1,010	\$1,040	3.0%
Thomas Jefferson University	credit hour	\$1,318	\$1,355	2.8%
University of Pennsylvania	course	\$6,976	\$7,176	2.9%
Villanova University	credit hour	\$1,172	\$1,207	3.0%
Widener University	credit hour	\$1,624	\$1,687	3.9%
Wilkes University	credit hour	\$1,140	\$1,174	3.0%

Part-Time Undergraduate Tuition, Day Students (Cont'd.)

	Cost Basis	2021-2022	2022-2023	Change (%)
Master's Colleges and Universities Median				3.0%
Alvernia University	credit hour	\$1,035	\$1,070	3.4%
Arcadia University	credit hour	\$760	\$775	2.0%
Cabrini University	credit hour	\$590	\$600	1.7%
Cairn University	credit hour	\$1,245	\$1,283	3.1%
Carlow University	credit hour	\$1,000	\$1,030	3.0%
Cedar Crest College	credit hour	\$1,400	\$1,435	2.5%
Chestnut Hill College	credit hour	\$775	\$790	1.9%
Delaware Valley University	credit hour	\$1,069	\$1,089	1.9%
DeSales University	credit hour	\$1,645	\$1,715	4.3%
Eastern University	credit hour	\$767	\$800	4.3%
Geneva College	credit hour	\$980	\$1,000	2.0%
Gwynedd Mercy University	credit hour	\$658	\$671	2.0%
Harrisburg University of Science & Technology	credit hour	\$1,000	\$1,000	0.0%
Holy Family University	credit hour	\$650	\$670	3.1%
King's College	credit hour	\$633	\$662	4.6%
La Roche University	credit hour	\$780	\$795	1.9%
La Salle University	credit hour	\$1,100	\$1,125	2.3%
Lancaster Bible College	credit hour	\$890	\$925	3.9%
Lebanon Valley College	credit hour	\$735	\$775	5.4%
Marywood University	credit hour	\$670	\$685	2.2%
Mercyhurst University	credit hour	\$1,325	\$1,351	2.0%
Messiah University	credit hour	\$1,560	\$1,610	3.2%
Neumann University	credit hour	\$740	\$770	4.1%
Point Park University	credit hour	\$950	\$979	3.1%
Rosemont College	credit hour	\$735	(a)	(b)
Saint Francis University	credit hour	\$485	\$485	0.0%
Saint Joseph's University	credit hour	\$1,590	\$1,646	3.5%
Seton Hill University	credit hour	\$1,033	\$1,064	3.0%
The University of Scranton	credit hour	\$1,231	\$1,278	3.8%
Waynesburg University	credit hour	\$1,090	\$1,125	3.2%
Wilson College	credit hour	\$840	\$840	0.0%
York College of Pennsylvania	credit hour	\$620	\$645	4.0%
Special Focus Institutions Median				4.0%
Clarks Summit University	credit hour	\$800	\$990	23.8%
Geisinger Commonwealth School of Medicine	n/a	n/a	n/a	n/a
Lake Erie College of Osteopathic Medicine	n/a	n/a	n/a	n/a
Moore College of Art & Design	credit hour	\$1,859	\$1,934	4.0%
Pennsylvania Academy of the Fine Arts	credit hour	\$1,622	\$1,688	4.1%
Pennsylvania College of Art & Design	credit hour	\$1,115	\$1,156	3.7%
Pennsylvania College of Health Sciences	credit hour	\$628	\$645	2.7%
Pennsylvania Institute of Technology	credit hour	\$515	\$525	1.9%
Philadelphia College of Osteopathic Medicine	n/a	n/a	n/a	n/a
Salus University	n/a	n/a	\$750	(b)
The University of the Arts	credit hour	\$2,020	\$2,130	5.4%

Part-Time Undergraduate Tuition, Evening Students

	Cost Basis	2021-2022	2022-2023	Change (%)
Overall Median				2.4%
Associate's Colleges Median				3.9%
Harcum College	credit hour	\$825	\$890	7.9%
Johnson College	credit hour	\$550	\$550	0.0%
Manor College	n/a	n/a	n/a	n/a
Baccalaureate Colleges Median				2.0%
Albright College	course	\$1,775	\$1,530	-13.8%
Allegheny College	n/a	n/a	n/a	n/a
Bryn Athyn College	credit hour	\$1,003	\$1,003	0.0%
Bryn Mawr College	n/a	n/a	n/a	n/a
Bucknell University	n/a	n/a	n/a	n/a
Dickinson College	course	\$3,635	\$3,800	4.5%
Elizabethtown College	credit hour	\$565	\$565	0.0%
Franklin & Marshall College	n/a	n/a	n/a	n/a
Gettysburg College	n/a	n/a	n/a	n/a
Grove City College	credit hour	\$620	\$645	4.0%
Haverford College	n/a	n/a	n/a	n/a
Juniata College	n/a	n/a	n/a	n/a
Keystone College	credit hour	\$460	\$475	3.3%
Lackawanna College	credit hour	\$535	\$575	7.5%
Lafayette College	n/a	n/a	n/a	n/a
Lycoming College	n/a	n/a	n/a	n/a
Moravian University	course	\$1,821	\$1,857	2.0%
Mount Aloysius College	credit hour	\$645	\$660	2.3%
Muhlenberg College	course	(a)	\$1,820	(b)
Peirce College	credit hour	\$600	600	0.0%
Pittsburgh Technical College	credit hour	(c)	(c)	(b)
Saint Vincent College	credit hour	\$1,180	\$1,215	3.0%
Susquehanna University	credit hour	(a)	\$1,730	(b)
Swarthmore College	n/a	n/a	n/a	n/a
Thiel College	credit hour	\$1,050	\$1,050	0.0%
Ursinus College	n/a	n/a	n/a	n/a
Washington & Jefferson College	n/a	n/a	n/a	n/a
Westminster College	credit hour	\$1,175	\$1,190	1.3%
Doctoral Universities Median				3.0%
Carnegie Mellon University	n/a	n/a	n/a	n/a
Chatham University	credit hour	\$957	\$986	3.0%
Drexel University	credit hour	(a)	(a)	(b)
Duquesne University	credit hour	\$1,442	\$1,503	4.2%
Gannon University	credit hour	\$810	\$835	3.1%
Immaculata University	credit hour	\$540	\$465	-13.9%
Lehigh University	n/a	n/a	n/a	n/a
Misericordia University	credit hour	\$630	\$650	3.2%
Robert Morris University	credit hour	\$1,010	\$1,040	3.0%
Thomas Jefferson University	credit hour	\$605	\$605	0.0%
University of Pennsylvania	course	\$3,570	\$3,674	2.9%
Villanova University	credit hour	\$706	\$727	3.0%
Widener University	credit hour	\$595	\$612	2.9%
Wilkes University	credit hour	\$1,140	\$1,174	3.0%

Part-Time Undergraduate Tuition, Evening Students (Cont'd.)

	Cost Basis	2021-2022	2022-2023	Change (%)
Master's Colleges and Universities Median				2.1%
Alvernia University	credit hour	\$620	\$640	3.2%
Arcadia University	credit hour	\$760	\$775	2.0%
Cabrini University	credit hour	\$590	\$600	1.7%
Cairn University	credit hour	\$1,245	\$1,283	3.1%
Carlow University	credit hour	\$759	\$783	3.2%
Cedar Crest College	credit hour	\$625	\$625	0.0%
Chestnut Hill College	credit hour	\$550	\$560	1.8%
Delaware Valley University	credit hour	\$564	\$574	1.8%
DeSales University	credit hour	\$523	\$540	3.3%
Eastern University	credit hour	\$767	\$800	4.3%
Geneva College	credit hour	\$461	\$472	2.4%
Gwynedd Mercy University	credit hour	\$658	\$671	2.0%
Harrisburg University of Science & Technology	credit hour	\$1,000	\$1,000	0.0%
Holy Family University	credit hour	\$650	\$670	3.1%
King's College	credit hour	\$633	\$662	4.6%
La Roche University	credit hour	\$780	\$795	1.9%
La Salle University	credit hour	\$625	\$640	2.4%
Lancaster Bible College	credit hour	\$440	\$440	0.0%
Lebanon Valley College	credit hour	(a)	\$775	(b)
Marywood University	credit hour	\$670	\$685	2.2%
Mercyhurst University	course	\$1,665	\$1,695	1.8%
Messiah University	n/a	n/a	n/a	n/a
Neumann University	credit hour	\$710	\$730	2.8%
Point Park University	credit hour	\$950	\$979	3.1%
Rosemont College	credit hour	\$555	\$555	0.0%
Saint Francis University	credit hour	\$485	\$485	0.0%
Saint Joseph's University	credit hour	\$584	\$604	3.4%
Seton Hill University	credit hour	\$639	\$639	0.0%
The University of Scranton	credit hour	\$913	\$913	0.0%
Waynesburg University	credit hour	\$725	\$750	3.4%
Wilson College	credit hour	\$360	\$360	0.0%
York College of Pennsylvania	credit hour	\$620	\$645	4.0%
Special Focus Institutions Median				2.3%
Clarks Summit University	credit hour	\$800	\$990	23.8%
Geisinger Commonwealth School of Medicine	n/a	n/a	n/a	n/a
Lake Erie College of Osteopathic Medicine	n/a	n/a	n/a	n/a
Moore College of Art & Design	credit hour	\$520	\$520	0.0%
Pennsylvania Academy of the Fine Arts	credit hour	\$1,622	\$1,688	4.1%
Pennsylvania College of Art & Design	credit hour	\$485	\$485	0.0%
Pennsylvania College of Health Sciences	credit hour	\$628	\$645	2.7%
Pennsylvania Institute of Technology	credit hour	\$515	\$525	1.9%
Philadelphia College of Osteopathic Medicine	n/a	n/a	n/a	n/a
Salus University	n/a	n/a	n/a	n/a
The University of the Arts	n/a	n/a	n/a	n/a

Full-Time Graduate Tuition

	Cost Basis	2021-2022	2022-2023	Change (%)
Overall Median				2.0%
Associate's Colleges Median				
Harcum College	n/a	n/a	n/a	n/a
Johnson College	n/a	n/a	n/a	n/a
Manor College	n/a	n/a	n/a	n/a
Baccalaureate Colleges Median				2.1%
Albright College	course	\$1,450	\$1,480	2.1%
Allegheny College	n/a	n/a	n/a	n/a
Bryn Athyn College	year	(c)	\$19,671	(b)
Bryn Mawr College	year	\$48,328	\$50,730	5.0%
Bucknell University	year	\$26,112	\$26,960	3.2%
Dickinson College	course	(c)	\$1,250	(b)
Elizabethtown College	year	\$34,000	\$35,020	3.0%
Franklin & Marshall College	n/a	n/a	n/a	n/a
Gettysburg College	n/a	n/a	n/a	n/a
Grove City College	credit hour	\$950	\$950	0.0%
Haverford College	n/a	n/a	n/a	n/a
Juniata College	credit hour	\$775	\$775	0.0%
Keystone College	credit hour	\$575	\$650	13.0%
Lackawanna College	n/a	n/a	n/a	n/a
Lafayette College	n/a	n/a	n/a	n/a
Lycoming College	n/a	n/a	n/a	n/a
Moravian University	n/a	n/a	n/a	n/a
Mount Aloysius College	credit hour	\$870	\$890	2.3%
Muhlenberg College	course	(a)	\$4,045	(b)
Peirce College	credit hour	\$772	\$772	0.0%
Pittsburgh Technical College	n/a	n/a	n/a	n/a
Saint Vincent College	credit hour	\$783	\$791	1.0%
Susquehanna University	credit hour	\$565	\$585	3.5%
Swarthmore College	n/a	n/a	n/a	n/a
Thiel College	year	(c)	(c)	(b)
Ursinus College	n/a	n/a	n/a	n/a
Washington & Jefferson College	course	\$2,100	\$2,100	0.0%
Westminster College	credit hour	\$555	\$560	0.9%
Doctoral Universities Median				2.5%
Carnegie Mellon University	(c)	(c)	(c)	(b)
Chatham University	credit hour	\$1,049	\$1,081	3.1%
Drexel University	(a)	(a)	(a)	(b)
Duquesne University	credit hour	\$1,363	\$1,421	4.3%
Gannon University	credit hour	\$1,100	\$1,145	4.1%
Immaculata University	credit hour	(c)	(c)	(b)
Lehigh University	credit hour	\$1,500	\$1,500	0.0%
Misericordia University	year	\$35,550	\$36,438	2.5%
Robert Morris University	credit hour	\$1,015	\$1,035	2.0%
Thomas Jefferson University	credit hour	\$1,226	\$1,251	2.0%
University of Pennsylvania	year	\$38,732	\$39,838	2.9%
Villanova University	credit hour	\$1,110	\$1,116	0.5%
Widener University	year	\$51,758	\$53,790	3.9%
Wilkes University	credit hour	\$1,000	\$1,000	0.0%

Full-Time Graduate Tuition (Cont'd.)

	Cost Basis	2021-2022	2022-2023	Change (%)
Master's Colleges and Universities Median				1.6%
Alvernia University	credit hour	\$870	\$900	3.4%
Arcadia University	(c)	(c)	(c)	(b)
Cabrini University	credit hour	\$705	\$720	2.1%
Cairn University	credit hour	\$774	\$645	-16.7%
Carlow University	credit hour	\$929	\$957	3.0%
Cedar Crest College	credit hour	(c)	(c)	(b)
Chestnut Hill College	credit hour	\$745	\$765	2.7%
Delaware Valley University	credit hour	\$712	\$715	0.4%
DeSales University	semester	(c)	(c)	(b)
Eastern University	credit hour	\$762	\$781	2.5%
Geneva College	credit hour	\$683	\$674	-1.3%
Gwynedd Mercy University	credit hour	\$675	\$702	4.0%
Harrisburg University of Science & Technology	credit hour	\$800	\$800	0.0%
Holy Family University	credit hour	\$765	\$790	3.3%
King's College	year	\$46,341	\$47,175	1.8%
La Roche University	credit hour	\$818	\$834	2.0%
La Salle University	semester	(c)	\$13,200	(b)
Lancaster Bible College	credit hour	\$535	\$455	-15.0%
Lebanon Valley College	year	\$50,410	(c)	(b)
Marywood University	credit hour	\$824	\$824	0.0%
Mercyhurst University	course	\$2,760	\$2,997	8.6%
Messiah University	credit hour	\$725	\$735	1.4%
Neumann University	credit hour	\$800	\$680	-15.0%
Point Park University	credit hour	\$881	\$759	-13.8%
Rosemont College	credit hour	\$675	\$675	0.0%
Saint Francis University	credit hour	(a)	\$875	(b)
Saint Joseph's University	credit hour	(c)	(c)	(b)
Seton Hill University	credit hour	\$863	\$889	3.0%
The University of Scranton	credit hour	\$965	\$965	0.0%
Waynesburg University	credit hour	\$685	\$705	2.9%
Wilson College	credit hour	\$515	\$515	0.0%
York College of Pennsylvania	(c)	(c)	(c)	(b)
Special Focus Institutions Median				2.1%
Clarks Summit University	credit hour	\$475	\$485	2.1%
Geisinger Commonwealth School of Medicine	year	\$57,940	\$59,100	2.0%
Lake Erie College of Osteopathic Medicine	year	\$37,000	\$37,740	2.0%
Moore College of Art & Design	year	\$49,240	\$51,210	4.0%
Pennsylvania Academy of the Fine Arts	year	\$39,906	\$40,500	1.5%
Pennsylvania College of Art & Design	n/a	n/a	n/a	n/a
Pennsylvania College of Health Sciences	credit hour	\$896	\$915	2.1%
Pennsylvania Institute of Technology	n/a	n/a	n/a	n/a
Philadelphia College of Osteopathic Medicine	year	(c)	\$26,123	(b)
Salus University	year	\$43,415	(c)	(b)
The University of the Arts	year	\$48,350	\$50,950	5.4%

Part-Time Graduate Tuition

	Cost Basis	2021-2022	2022-2023	Change (%)
Overall Median				2.0%
Associate's Colleges Median				
Harcum College	n/a	n/a	n/a	n/a
Johnson College	n/a	n/a	n/a	n/a
Manor College	n/a	n/a	n/a	n/a
Baccalaureate Colleges Median				1.5%
Albright College	course	\$1,450	\$1,480	2.1%
Allegheny College	n/a	n/a	n/a	n/a
Bryn Athyn College	credit hour	(c)	(c)	(b)
Bryn Mawr College	course	\$8,050	\$8,450	5.0%
Bucknell University	course	\$6,528	\$6,740	3.2%
Dickinson College	course	(c)	\$1,250	(b)
Elizabethtown College	credit hour	\$695	\$695	0.0%
Franklin & Marshall College	n/a	n/a	n/a	n/a
Gettysburg College	n/a	n/a	n/a	n/a
Grove City College	credit hour	\$950	\$950	0.0%
Haverford College	n/a	n/a	n/a	n/a
Juniata College	credit hour	\$775	\$775	0.0%
Keystone College	credit hour	\$575	\$650	13.0%
Lackawanna College	n/a	n/a	n/a	n/a
Lafayette College	n/a	n/a	n/a	n/a
Lycoming College	n/a	n/a	n/a	n/a
Moravian University	n/a	n/a	n/a	n/a
Mount Aloysius College	credit hour	\$870	\$890	2.3%
Muhlenberg College	course	(a)	\$4,045	(b)
Peirce College	credit hour	\$772	\$772	0.0%
Pittsburgh Technical College	n/a	n/a	n/a	n/a
Saint Vincent College	credit hour	\$783	\$791	1.0%
Susquehanna University	credit hour	\$565	\$585	3.5%
Swarthmore College	n/a	n/a	n/a	n/a
Thiel College	n/a	n/a	n/a	n/a
Ursinus College	n/a	n/a	n/a	n/a
Washington & Jefferson College	course	n/a	\$2,100	(b)
Westminster College	credit hour	\$555	\$560	0.9%
Doctoral Universities Median				2.6%
Carnegie Mellon University	(c)	(c)	(c)	(b)
Chatham University	credit hour	\$1,049	\$1,081	3.1%
Drexel University	credit hour	(a)	(a)	(b)
Duquesne University	credit hour	\$1,363	\$1,421	4.3%
Gannon University	credit hour	\$1,100	\$1,145	4.1%
Immaculata University	credit hour	(c)	(c)	(b)
Lehigh University	credit hour	\$1,500	\$1,500	0.0%
Misericordia University	credit hour	\$810	\$835	3.1%
Robert Morris University	credit hour	\$1,015	\$1,035	2.0%
Thomas Jefferson University	credit hour	\$1,226	\$1,251	2.0%
University of Pennsylvania	course	\$7,184	\$7,390	2.9%
Villanova University	credit hour	\$1,110	\$1,116	0.5%
Widener University	credit hour	\$958	\$983	2.6%
Wilkes University	credit hour	\$1,000	\$1,000	0.0%

Part-Time Graduate Tuition (Cont'd.)


	Cost Basis	2021-2022	2022-2023	Change (%)
Master's Colleges and Universities Median				1.4%
Alvernia University	credit hour	\$870	\$900	3.4%
Arcadia University	credit hour	(c)	(c)	(b)
Cabrini University	credit hour	\$705	\$720	2.1%
Cairn University	credit hour	\$774	\$645	-16.7%
Carlow University	credit hour	\$929	\$957	3.0%
Cedar Crest College	credit hour	(c)	(c)	(b)
Chestnut Hill College	credit hour	\$745	\$765	2.7%
Delaware Valley University	credit hour	\$712	\$715	0.4%
DeSales University	credit hour	(c)	(c)	(b)
Eastern University	credit hour	\$762	\$781	2.5%
Geneva College	credit hour	\$683	\$674	-1.3%
Gwynedd Mercy University	credit hour	\$675	\$702	4.0%
Harrisburg University of Science & Technology	credit hour	\$800	\$800	0.0%
Holy Family University	credit hour	\$765	\$790	3.3%
King's College	credit hour	\$661	\$673	1.8%
La Roche University	credit hour	\$818	\$834	2.0%
La Salle University	credit hour	\$890	\$915	2.8%
Lancaster Bible College	credit hour	\$535	\$535	0.0%
Lebanon Valley College	credit hour	(c)	(c)	(b)
Marywood University	credit hour	\$824	\$824	0.0%
Mercyhurst University	course	\$2,760	(a)	(b)
Messiah University	credit hour	\$725	\$735	1.4%
Neumann University	credit hour	\$700	\$680	-2.9%
Point Park University	credit hour	\$881	\$759	-13.8%
Rosemont College	credit hour	\$675	\$675	0.0%
Saint Francis University	credit hour	\$875	\$875	0.0%
Saint Joseph's University	credit hour	(c)	(c)	(b)
Seton Hill University	credit hour	\$863	\$889	3.0%
The University of Scranton	credit hour	\$965	\$965	0.0%
Waynesburg University	credit hour	\$685	\$705	2.9%
Wilson College	credit hour	\$515	\$515	0.0%
York College of Pennsylvania	(c)	(c)	(c)	(b)
Special Focus Institutions Median				2.1%
Clarks Summit University	credit hour	\$475	\$485	2.1%
Geisinger Commonwealth School of Medicine	n/a	n/a	n/a	n/a
Lake Erie College of Osteopathic Medicine	n/a	n/a	n/a	n/a
Moore College of Art & Design	credit hour	\$2,051	\$2,134	4.0%
Pennsylvania Academy of the Fine Arts	credit hour	\$1,330	\$1,350	1.5%
Pennsylvania College of Art & Design	n/a	n/a	n/a	n/a
Pennsylvania College of Health Sciences	credit hour	\$896	\$915	2.1%
Pennsylvania Institute of Technology	n/a	n/a	n/a	n/a
Philadelphia College of Osteopathic Medicine	n/a	n/a	n/a	n/a
Salus University	credit hour	n/a	(c)	(b)
The University of the Arts	credit hour	\$2,360	\$2,490	5.5%

AICUP Tuition and Fees Survey

Final Report, July 2022



Appendices




AICUP Tuition and Fees Survey

Final Report, July 2022



APPENDIX A:

Data Clarification and Notes



Data Clarification and Notes

Albright College

Part-time Undergraduate Student Charges:

Part-Time cost is per course up to 2 courses.

Arcadia University

Full and Part-time Graduate Tuition

Graduate students are charged either a per credit rate or a program rate that varies by program and by entry term.

Bryn Athyn College

Full and Part-time Graduate Tuition

The Master's of Divinity program also has fees associated with it: \$1,455 for full time and \$35/credit for part time.

The Master's of Education and Master's of Religious Studies are both \$815 per credit total.

Bryn Mawr College

General

The 2022-2023 data for Bryn Mawr College were obtained from the Bryn Mawr College website.

Cabrini University

Full and Part-time Graduate Tuition:

Master's of Business Administration - \$800/per credit hour

Doctorate program (which is not graduate but should be included) PhD and DBA in Organization Development and Change - \$26,010/year

EdD in Educational Leadership - \$830/credit hour

Cairn University

Full and Part-time Graduate Tuition:

Cost Varies by Academic Program:

\$725/credit hour - Counseling, ABA, ABA Cert, MBA Hybrid, MS Org Devel.

\$645/credit hour - Non-Profit Leadership, Spec.Ed., Spec.Ed Cert., TESOL

\$585/credit hour - MDiv, ThM, MAR, Worship & Music

\$500/credit hour - MEd., MEd Leadership

\$400/credit hour - Online MBA

Carlow University

Full and Part-time Undergraduate Tuition and Fees:

Early Childhood Education & Early Development and Learning Apprenticeship programs are \$322/credit and

Second Degree Nursing programs are \$695/credit.

Full and Part-time Graduate Tuition:

Graduate Charges can change based on the program of study.

Education Master's programs - \$600/credit

MFA programs - \$1,124/credit

MSW programs - \$760/credit

Occupational Therapy (Doctoral/Master's) programs - \$1,059/credit

Perfusion Master's programs - \$1,124/credit

Physician Assistant programs - \$950/credit

Speech Language Pathology programs - \$1,019/credit

Doctoral programs - \$1,124/credit

Data Clarification and Notes (Cont'd.)

Carnegie Mellon University

Full-time Undergraduate Tuition:

The tuition rate listed is for students entering for the first time in the fall 2022. The tuition rate for returning students will vary by the year of initial entry.

Undergraduate Fees:

Required fees include the following: Transportation Fee \$250, Technology Fee \$450, Freshman Orientation Fee \$490, Activity Fee (assessed by student government) \$280, and Media Fee \$10.

Part-time Undergraduate Tuition:

Part-time rates are based on the incoming student tuition rate. Part-time rates for returning students vary by year of initial entry.

Full and Part-time Graduate Tuition:

Graduate full-time and part-time tuition rates vary by college, department, and program. The tuition rates listed below are for students entering in fall 2022. Tuition and fees may vary within a college and department depending on the program. A full list of rates can be found at: <https://www.cmu.edu/sfs/tuition/graduate/index.html>

Carnegie Institute of Technology (College of Engineering):

CIT Master's Program: \$52,100 (per unit \$724)

CIT Ph.D Program: \$46,400 (per unit \$644)

College of Fine Arts:

Architecture: \$39,124 (per unit \$544)

Art: \$32,240 (per unit \$490)

Design: \$43,000 (per unit \$598)

Drama: \$36,300

Music: \$41,100 (per unit \$570)

TCP: \$41,100 (per unit \$570)

Dietrich College of Humanities and Social Sciences: \$48,560 (per unit \$628)

H. John Heinz III College (School of Public Policy and School of Information Systems): \$52,530 (per unit \$730)

Mellon College of Science: \$47,250 (per unit \$660)

School of Computer Science:

SCS Master's Program: \$52,320 (per unit \$727)

SCS Ph.D. Programs: \$46,400 (per unit \$ 645)

Tepper School of Business: (tuition varies by year of entry):

Other Master's and Ph.D. programs vary Entertainment Technology Center: \$53,992 (per unit \$750)

Data Clarification and Notes (Cont'd.)

Cedar Crest College

Full and Part-time Undergraduate Tuition:

SAGE Nursing tuition (NUR courses) per credit is \$1,057

SAGE Day time tuition per credit is \$1,138

Full and Part-time Graduate Tuition:

Master's Art Therapy - \$888 per credit

Master's of Education - \$TBD follow the state rate, per credit

Master's of Fine Art - \$765 per credit

Master's of Forensic Science - \$887 per credit

Master's of Integrated Exercise Science - \$750 per credit

Master's of Business Administration - \$865 per credit

Modular Master's of Science - \$865 per credit

BSN to DNP Nurse Anesthesia Program - \$1,219 per credit

Master's Nursing - \$938 per credit

Master's in Nutrition - \$ 750 per credit

Master's in Crime Science - \$871 per credit

Occupational Therapy Doctorate - \$918 per credit

Doctor of Nursing Practice - \$1,076 per credit

Clarks Summit University

General:

The 2021-2022 and 2022-2023 data for Clarks Summit University were obtained from the Clarks Summit University website.

Chestnut Hill College

Full and Part-time Graduate Tuition:

Graduate Tuition varies by program as follows. These charges are all per credit hour.

Master's in Counseling Psychology - \$765

Master's in Education - \$650

Master's in Human Services - \$665

Master's in Cybersecurity - \$800

Master's in Organizational Leadership - \$665

PsyD in Clinical Psychology - \$1,050

Data Clarification and Notes (Cont'd.)

Delaware Valley University

Full and Part-time Graduate Tuition:

Graduate program costs vary by the program of study. The following is the per credit hour charge by the program for both full-time and part-time graduate students:

- MS Ed Leadership - \$715
- MBA Graduate Tuition - \$826
- MS Agribusiness Management - \$700
- MA Management & Organizational Leadership - \$660
- MS Counseling Psychology - \$750
- MS Public Policy - \$739
- MA Criminal Justice - \$745
- MHA Healthcare Administration - \$700
- MA Liberal Studies - \$900
- MS Physician Assistant Studies - \$725
- MS Speech-language Pathology - \$1,269
- EDD Education - \$797

DeSales University

Full and Part-time Undergraduate Tuition:

2022-2023 tuition for the Accelerated BSN program is \$12,200 per term or \$48,800 for the academic year.

Required Fees:

There is an additional \$200 fee for freshman orientation and a \$75 parking fee for students with cars on campus.

Full and Part-time Graduate Tuition:

2022-2023 tuition for part-time graduate students is based on degree program as follows:

- Master's of Business Administration (per credit) - \$880
- Master's of Arts in Criminal Justice (per credit) - \$795
- Master's of Education (per credit) - \$550
- Master's of Education in Higher Education (per credit) - \$690
- Master's of Fine Arts in Creative Writing and Publishing (per credit) - \$750
- Master's of Science in Information Systems (per credit) - \$880
- Master's of Science in Cyber Security (per credit) - \$880
- Master's of Science in Data Analytics (per credit) - \$880
- Master's of Science in Nursing (per credit) - \$910
- Master's of Science in Physician Assistant Studies (per term) - \$14,750
- Master's of Science in Speech-Language Pathology (per term) - \$10,750
- Doctor of Nursing Practice (DNP) (per credit) - \$910
- Doctor of Physical Therapy (DPT) (per term) - \$11,050

Dickinson College

Full and Part-time Graduate Tuition:

Tuition was \$27,974 per semester last year,

Data Clarification and Notes (Cont'd.)

Eastern University

Full and Part-time Undergraduate Tuition and Fees:

The tuition information provided is for traditional undergraduate students only.

BSN, Pre-Nursing Major Fee = \$320 per semester

BSN, Nursing Major Fee = \$700 per semester

Non-traditional Undergraduate programs:

AA or first 60 credits toward any accelerated UG degree = \$481/credit + \$21 per credit program fee

BA, BS = \$628/credit + \$21 per credit program fee

BSN (Pre-Licensure), 2nd Degree Nursing = \$707/credit + \$58 per credit program fee

Lifetime Transcript Fee = \$80

Full and Part-time Graduate Tuition:

The tuition information provided is for Master's and Certifications in Counseling, Education, Psychology.

Graduate Counseling/Education/Psychology Program Fee = \$192.00 Per Semester

Master's in Business (MBA, MA, MS) - Tuition = \$788 per credit hour / \$30 per credit program fee

Master's in Data Science (MS) - Tuition = \$300 per credit hour / \$30 per credit program fee

Master's and Certifications in Nursing (MSN) = \$781 per credit hour / \$38 per credit program fee

Doctoral programs - Tuition ranges from \$954 - \$1088 per credit hour / Program fee = \$198 per semester

Graduate Student Service Fee = \$144 per semester

Data Clarification and Notes (Cont'd.)

Gannon University

Full-time Undergraduate Tuition:

Full-time tuition for programs in Engineering & Computer Science and Health Professions is \$36,670. Full-time tuition for programs in Business, Education, Humanities, and Sciences is \$34,570.

Part-time Undergraduate Tuition:

The RN-BSN program is \$299 per credit for the online degree program.

Required Fees:

The university fee is \$45 per credit for part-time students.

Full and Part-time Graduate Tuition:

All graduate programs (except listed below) are \$1,145 per credit:

Doctor of Physical Therapy (Full-time, 10 credits or more): \$18,850 per term.

Doctor of Physical Therapy (Part-time, 9 credits or less): \$10,490 per term.

Athletic Training: \$690 per credit.

Business Administration: \$900 per credit.

Business Analytics: \$1030 per credit.

Clinical Mental Health Counseling: \$720 per credit.

Criminalistics: \$750 per credit.

Doctor of Nursing Practice: \$815 per credit.

Education: \$565 per credit.

ND/GUEC (Act 48 courses): \$380 per credit.

ND/GUAP Academic Partnership: \$155 per credit.

Family Nurse Practitioner: \$815 per credit.

Healthcare Administration: \$900 per credit.

Information Assurance and Cybersecurity: \$1,030 per credit.

Occupational Therapy - 5th year: \$1,305 per credit.

Physician Assistant - 5th year: \$1,305 per credit.

Public Administration: \$690 per credit.

Sport and Exercise Science: \$690 per credit.

Strategic Communication: \$900 per credit.

Post Professional OTD: \$795 per credit.

Speech Language Pathology: \$1,135 per credit

Geisinger Commonwealth School of Medicine

General:

The 2021-22 and 2022-23 data for Geisinger Commonwealth School of Medicine were obtained from the Geisinger Commonwealth School of Medicine website.

Full-time Graduate Tuition:

The tuition shown in the report is for the MD program.

Geneva College

Full and Part-time Undergraduate Tuition:

\$333 per credit for Traditional Undergraduate Summer Courses

\$660 per credit for Teaching Certificate Program

\$25,410 tuition cost for 1-2-1 Nursing Program (15% discount)

Data Clarification and Notes (Cont'd.)

Grove City College

Full and Part-time Graduate Tuition:

\$950 per credit hour is the rate for Master's in Business Analytics program. A new graduate program is planned to begin for 2022-2023 offering a Master's in Business Administration at a rate of \$750 per credit hour for both full and part time students.

Gwynedd Mercy University

Full-time Undergraduate Tuition:

Undergraduate tuition for Nursing and Health Professions: \$37,384

Part-time Undergraduate Tuition:

Part-time Nursing & Allied Health: \$780 per credit

Non-Term BSBA: \$500 per credit

Full and Part-time Graduate Tuition:

2022-2023 Master's of Business Administration (MBA) - per credit: \$672

2022-2023 Master's of Science in Counseling Program - per credit: \$702

2022-2023 Master's of Science in Education Programs - per credit: \$702

2022-2023 Post Master's Certification Programs - per credit, non-doctorate level: \$702

2022-2023 Superintendent Letter of Eligibility Certification - per credit: \$1,025

2022-2023 Supervisor of Special Education - per credit: \$1,025

2022-2023 Doctorate in Education - per credit: \$1,025

2022-2023 Master's of Science in Nursing Programs - per credit: \$947

2022-2023 Direct Entry Master's of Science in Nursing - per credit: \$750

2022-2023 Post-Master's Nurse Practitioner Certificate - per credit: \$947

2022-2023 Master's of Science in Occupational Therapy - per credit: \$947

2022-2023 Doctor of Nursing Practice - per credit: \$977

2022-2023 Master's of Public Health - per credit: \$775

2022-2023 Full-Time Accelerated Bachelor of Science in Nursing - per credit: \$670

2022-2023 Accelerated Bachelor of Science in Nursing - per credit: \$780

Harrisburg University of Science & Technology

General:

The 2021-22 and the 2022-23 data for Harrisburg University of Science & Technology were obtained from the Harrisburg University of Science & Technology website.

Haverford College

General:

The 2022-23 data for Haverford College were obtained from the Haverford College website.

Data Clarification and Notes (Cont'd.)

Holy Family University

Full and Part-time Undergraduate Tuition:

Additional fees for nursing courses; second-degree BSN program's tuition is \$37,080, with an additional \$530 testing fee. Part-time nursing is \$690 per credit.

Full and Part-time Graduate Tuition:

The fee is for non-nursing courses.

Tuition per Credit Hour:

Nursing Clinical Courses - \$905

Master's of Education - Cohort MEd Program/Certificates; Tuition per Credit Hour - \$520

Doctor of Nursing Practice (DNP), Tuition per Credit Hour - \$1,025

Doctor of Counseling Psychology (PsyD), Tuition per Credit Hour - \$1,025

Doctor of Education (EdD) Cohort Program, Tuition per Credit Hour - \$970

Doctor of Education (EdD), Traditional Program, Tuition per Credit Hour - \$1,080

Immaculata University

Part-time Undergraduate Tuition:

The reported undergraduate per credit cost (\$465/credit) is the charge for most Bachelor's degree programs. This per credit rate has been reduced from \$540/credit to \$465/credit for the 2022-2023 academic year. Students enrolled in Associate's degree programs are charged \$250/credit.

Full and Part-time Graduate Tuition:

There is no increase to graduation tuition costs for 2022-2023. Graduate charges vary by degree type.

Master's courses cost \$710/credit.

ED.D. doctoral courses cost \$955/credit.

PsyD doctoral courses cost \$990/credit.

Graduate tuition and fees information is available here: <https://www.immaculata.edu/admissions/tuition-fees/graduate-tuition/>

Keystone College

Part-time Undergraduate Tuition:

Keystone College Virtual Campus - for online undergraduate adult students charges \$460 per credit hour.

Full and Part-time Graduate Tuition:

Keystone College Virtual Campus - for online graduate students charges \$575 per credit hour.

King's College

Full-time Graduate Tuition:

Full-time tuition is for Physician Assistant program only; part-time tuition is for Healthcare Administration program only.

Data Clarification and Notes (Cont'd.)

La Salle University

Required Fees:

Science Lab Fee: \$100 per course

Nursing Clinical Fee: \$100 per clinical

Full and Part-time Graduate Tuition:

Graduate Tuition/credit hour:

\$745 - M.S. Nonprofit Leadership

\$795 - M.S. Instructional Technology Management

\$815 - Master's Social Work

\$835 - M.S. Human Capital Development, M.A. Education,

\$850 - Online: MBA, M.S. Business Systems & Analytics, Certificate in Business Systems & Analytics

\$890 - M.A. Bilingual/Bicultural Studies, M.A. Translation and Interpretation, M.A. Counseling and M.A. Family Therapy

\$900 - M.A. Strategic Communication, One-Year and Part-time

\$905 - MSN Nursing, MSN Nursing Family Nurse Practitioner (online), MSN Nursing Adult-Gerontology Primary Care Nurse Practitioner (online)

\$915 - MBA, M.S. Business Systems & Analytics, Certificate in Business Systems & Analytics, M.S. Economic Crime Forensics (online)

\$960 - M.S. Information Technology Leadership

\$985 - M.S. Computer Information Science, M.S. Cybersecurity

\$985 - Certificates in Cybersecurity, Data Science, IT & Cybersecurity Policy, Full Stack Engineering, and Fraud & Forensic Accounting

\$925 - DNP Anesthesia

\$930 - Master's of Public Health

\$1,050 - M.S. Speech-Language Pathology

\$1,100 - Doctor of Nursing Practice

\$1,130 - Doctor of Psychology in Clinical Psychology

Lebanon Valley College

Part-time Undergraduate Tuition:

Fall & Spring Part Time Undergraduate: \$775

Summer Part Time Undergraduate: \$497

Full and Part-time Graduate Tuition:

Degrees: Credit Hours Only

Master's of Business Administration: \$736/credit hour

Master's of Education / Music Education / STEM Education: \$689/credit hour

Master's of Science in Clinical Mental Health Counseling or School Counseling: \$706/credit hour

Master's of Science in Intelligence and Security Studies: \$736/credit hour

Doctorate of Physical Therapy: 1st Year - \$775/credit hour; 2 & 3rd Year - \$987/credit hour

Master's of Athletic Training: \$689/credit hour

Master's of Science in Applied Kinesiology, Sports Performance, or Clinical Exercise Physiology: \$706/credit hour

Master's of Science in Speech-Language Pathology: \$689/credit hour

Certificates: Credit Hours Only Business

Certificates: \$736/credit hour

Education Certificates: \$689/credit hour

Trauma-Informed Counseling Certificate: \$706/credit hour

Sport Enhancement Certificate: \$706/credit hour

Data Clarification and Notes (Cont'd.)

Lehigh University

Required Fees:

Fees include: Technology Fee \$510, Activity Fee \$250, and Wellness Fee \$200 The Wellness fee will be charged to the students (Undergraduate and Graduate) who are taking more than 6 credits per semester, unless the student is registered as a distance student through Distance Education. A student registered as a distance student through Distance Education will not be charged.

Full and Part-time Graduate Tuition:

Differential tuition by College and programs:

College of Business - \$1,325

College of Arts & Sciences - \$1,500

College of Engineering & Applied Science - \$1,500

College of Health - \$1,500

College of Education - \$590

Manor College

Full-time Undergraduate Tuition:

Allied Health Programs Tuition: \$18,614

B.S. Licensure Programs: \$18,470

Moravian University

Full and Part-time Graduate Tuition:

Education programs- \$1,548 per course

Business programs- \$3,084 per course

Nursing programs- \$2,997 per course

Seminary programs- \$2,160 per course

Doctorate in Athletic training- \$2,055 per course

Clinical Counseling program- \$2,250 per course

Mount Aloysius College

Full-time Undergraduate Tuition:

Tuition Structure:

Nursing = \$13,535 per semester

Health Studies = \$13,125 per semester

All Other Programs = \$12,090 per semester

Full and Part-time Graduate Tuition:

Graduate students are charged per credit regardless of whether they are full time or part time.

Muhlenberg College

General:

The 2021-22 and the 2022-23 data for Muhlenberg College were obtained from the Muhlenberg College website.

Data Clarification and Notes (Cont'd.)

Neumann University

Full and Part-time Graduate Tuition:

Graduate charges vary by program, so per-credit tuition is a weighted average of Master's tuitions.

The following per-credit tuitions are charged:

For Master's Programs:

Accounting & Business and Organizational Leadership - \$720.

Athletic Training, Biology Clinical Lab Science, and Nursing - \$825.

Cybersecurity - \$750.

Education (Lecture and Online) - \$570.

Forensic Psychology and Clinical Mental Health Counseling - \$795.

Sport Business Management - \$580.

There is also a per semester technology fee of \$105. For Doctoral Programs: Pastoral Counseling and Education - \$970. Physical Therapy is charged per year of \$31,350.

Pennsylvania Academy of the Fine Arts

General:

The 2021-22 and 2022-23 data for Pennsylvania Academy of the Fine Arts were obtained from the Pennsylvania Academy of the Fine Arts website.

Full and Part-time Graduate Tuition:

The graduate tuition shown is based on the MFA and Low-Res MFA programs.

Pennsylvania College of Art & Design

Room and Board:

Room and board can vary widely. PCA&D does not offer college-owned housing, and there are no meal plans. Rates are negotiated with housing partners and vary from facility to facility.

Part-time Undergraduate Tuition:

Continuing education rates vary. Typically, adult rates are \$485 per credit or \$485 per class (not all classes are credit-bearing). Classes for youth have widely varying rates

Pennsylvania College of Health Sciences

Full and Part-time Undergraduate Tuition:

Costs reflect the recommended first-year coursework for the largest nursing program. Programs vary in cost based on program-specific tuition, which applies only to clinical programs.

Full and Part-time Graduate Tuition:

Reported tuition is for non-clinical Master's degree programs. The cost per credit hour is \$1,050 for Doctoral courses.

Data Clarification and Notes (Cont'd.)

Philadelphia College of Osteopathic Medicine

Full and Part-time Graduate Tuition:

The current year's tuition is significantly less than what was reported last year. Last year the DO program was the most expensive. To be more accurate PCOM has started to average together the other graduate programs, without the DO and pharmacy programs, as typically reported for IPEDS. This is how the data will be reported moving forward. For the DO program, the tuition is \$55,786, including the required fees. The pharmacy program was also removed from the tuition calculation, which is \$41,094, including required fees. These numbers are much higher, but there are many other graduate programs which cost less. This is why PCOM is now reporting the average graduate program tuition minus the pharmacy and DO programs.

Pittsburgh Technical College

Part-time Undergraduate Tuition:

Calculations for 2021-2022 and 2022-2023 were based on a 9 month year to keep consistent with IPEDS reporting. Tuition schedule is based on per credit rate that varies depending on academic program. Rates vary from \$260 per credit hour for some certificate programs to \$370 per credit hour for full degree programs, associates and bachelors. Figure used is a composite average (\$330/per hour) across the disciplines based on average schedule of 15 credits.

Point Park University

Full and Part-time Undergraduate Tuition:

Conservatory of Performing Arts (COPA) Tuition is \$44,420 for full-time students for the academic year and \$1261 per credit for part-time students. Online Undergraduate Tuition: Fully online undergraduate students pay \$495 per-credit tuition and \$40 per-credit in fees.

Undergraduate Room and Board:

Room, board and mandatory fees are the same for COPA and non-COPA students.

Full and Part-time Graduate Tuition:

Graduate Education Programs: Full-time and Part-time tuition is \$567 per credit.

Doctoral (Ed.D. and Ph.D.) Programs: Full-time and Part-time tuition is \$1002 per credit.

Psy.D Programs: Full-time and Part-time tuition is \$1090 per credit.

Online Graduate Tuition: Fully online graduate student tuition is \$759 per credit.

Robert Morris University

Full-time Undergraduate Tuition:

Tuition for Biology, Engineering, Environmental Science, Media Arts, Advanced Medical Imaging Technology and Nursing majors is \$35,630 per year.

Full and Part-time Graduate Tuition:

Tuition varies by each graduate program. The tuition rate shown is for MBA.

Rosemont College

General:

The 2022-23 data for Rosemont College were obtained from the Rosemont College website.

Data Clarification and Notes (Cont'd.)

Saint Francis University

Full and Part-time Graduate Tuition:

Graduate tuition per credit hour varies by program. Ranging from a high of \$1,142 per credit our Master's of Occupation Therapy and Master's of Physician Assistant to a low of \$625 per credit for Master's of Nurse Practitioner.

Saint Joseph's University

Full and Part-time Graduate Tuition:

Varies by program. Details are available at <https://www.sju.edu/tuition-fees>

Salus University

Full and Part-time Undergraduate Tuition:

Salus is expected to offer a post-baccalaureate program beginning Summer 2022 to be taught at the undergraduate level. Tuition is scheduled to be \$750/credit

Full-time Graduate Tuition:

Annual Tuition varies by program as follows, unless otherwise noted:

Doctor of Optometry, Traditional Program (4-year program): \$45,150

Doctor Optometry, Scholars Program (3-year program): \$45,800

Master's of Science in Clinical Optometry: \$55,000

Doctor of Audiology (4-year program): \$35,610

Doctor of Audiology, Accelerated Program (3-year program): \$45,920

Master's of Science in Clinical Audiology: \$515/credit

Doctor of Audiology Bridge Program: \$450/credit

Audiology advanced certificate programs: \$550/credit

Master's of Medical Sciences in Physician Assistant studies: \$48,500, incoming class, \$47,500 continuing students

Master's of Science in Occupational Therapy: \$42,100, incoming class, \$38,520 continuing students

Doctor of Occupational Therapy: \$1,316/credit

Master's of Science in Speech-Language Pathology: \$31,455

Blindness and Low Vision Studies programs (Master's or certificate): \$925/credit

Master's of Orthotics and Prosthetics: \$30,000

Biomedicine (Master's or PhD): \$1,178/credit

Post-baccalaureate certificate in Health Sciences: \$832/credit

Data Clarification and Notes (Cont'd.)

Susquehanna University

Required Fees:

Audit fee per credit hour - \$745

Enrollment deposit (for first-year students) - \$500

Residence Life surcharge; student converts double to single without approval - \$150

Room and Board:

Single room (per semester) - \$4,935

Liberty Alley apartments (per semester) - \$4,935

Summer '22 housing (weekly, double rm) - \$270

Part-time Undergraduate Tuition:

Music lessons (per semester; 30 minutes per week) - \$400

Teacher intern or Master'ss (fall/spring) per credit hour - \$585

Tuition per credit hour (part-time student) - \$1,730

Winter '22-'23 courses (per credit hour) - TBD

Summer '22 courses (per credit hour) - \$555

Summer '22 Master'ss or teacher intern (per credit hour) - \$585

Thiel College

Full and Part-time Graduate Tuition:

Master's of Science - Physician Assistant is billed \$1,025 per credit hour

Master's of Science - Speech Language Pathology is billed a flat tuition rate of \$18,370 per semester

Master's of Art - Communication and Leadership is billed \$44,120/year

Master's of Business Administration is billed \$48,960/year

Master's in Clinical Mental Health Counseling is billed a flat tuition rate of \$8,000/semester

Thomas Jefferson University

Undergraduate Tuition:

A small number of programs charge different tuition rates.

Required Fees:

A small number of programs charge different fees..

Full and Part-time Graduate Tuition:

Graduate program tuition rates vary significantly. See <https://www.jefferson.edu/tuition-and-financial-aid/tuition-information.html> for detailed information.

Waynesburg University

Full and Part-time Graduate Tuition:

Tuition per credit hour is \$705 for MBA, MSN, MED, MAT, MACI, MSAT

Tuition per credit hour is \$715 for MA in Counseling

Tuition per credit hour is \$845 for DNP and PhD in Counseling

Data Clarification and Notes (Cont'd.)

Westminster College

Full and Part-time Graduate Tuition:

Graduate tuition per semester hour:

Certification Students: \$490.00

Clinical Mental Health Counseling: \$650.00

MBA: \$1,010.00

Education: \$560.00

Widener University

Full-time Graduate Tuition:

Full-time graduate tuition varies by program, the reported number is for the regular J.D. division on the Delaware Campus. The regular J.D. division full-time tuition for the Commonwealth Law School (Harrisburg) is \$51,479. The full-time tuition for the Psy.D program is \$37,395 for first-year students.

Part-time Graduate Tuition:

The part-time graduate credit hour rate is a weighted average as part-time credit hour rates also vary by program.

Wilkes University

Part-time Undergraduate Tuition:

Part-time tuition includes \$86 of required fees per credit hour.

Full and Part-time Graduate Tuition:

2022-23 Graduate Tuition listed above is the maximum rate and does not include \$86 per credit hour required fees for certain programs. Programs charging the maximum rate are Bioengineering, Mechanical Engineering, Electrical Engineering, Engineering Management and Mathematics.

Creative Writing program is \$750 per credit hour.

MBA program is \$800 per credit hour.

Doctoral Nursing programs are \$1,024 per credit hour.

Master's Nursing program is \$728 per credit hour.

Doctoral Education program is \$799 per credit hour.

Master's Education program is \$538 per credit hour

Wilson College

Full and Part-time Graduate Tuition:

Master's in Educational Technology and Master's of Science in Nursing programs tuition is \$530 per credit hour.

York College of Pennsylvania

Full and Part-time Graduate Tuition:

The graduate tuition varies by program, the tuition and fee details can be found here: <https://www.ycp.edu/about-us/offices-and-departments/business-office/tuition-and-fees/>


AICUP Tuition and Fees Survey

Final Report, July 2022



APPENDIX B:

2022-2023 Tuition and Fees Survey Form



**Association of Independent Colleges and Universities of
Pennsylvania**

Tuition and Fees, Room and Board Survey for Academic Year 2022-2023

Institution Name:

Respondent Name:

E-mail:

**Date your college/university announced the 2022-2023
information (MM/DD/YYYY):**

***Please respond with your data by Friday, May 6, 2022. Thank you for your
participation in AICUP's Annual Tuition and Fees Survey for 2022-2023!***

Association of Independent Colleges and Universities of Pennsylvania		
Tuition and Fees, Room and Board Survey for Academic Year 2022-2023		
Part I: Undergraduate Tuition, Required Fees, and Room and Board		
	<i>Undergraduate Students 2021/22</i>	<i>Undergraduate Students 2022/23</i>
A. Full-Time Students, Full Academic Year		
1. Please report your typical tuition for a full-time student for the full academic year (If tuition varies across disciplines or student classes, please provide breakdown below under "Special Notes".)		
2. Required Fees (Only include those charges that all full-time students must pay, that are not included in tuition, for the full academic year.)		
3. Room Charges Only (sharing room with one other student)		
4. Board Charges Only (Based upon maximum meal plan available)		
5. Total Room and Board Charges (sum of #3 & #4)		
6. TOTAL Full-Time Student Charges (sum of tuition, fees, room and board for residential students)		
B. Part-Time Students		
7. Part-time tuition: Day classes		
7a. Cost per: (<i>credit hour, course, semester, year</i>) - Please check appropriate box for amount entered in #7 above.		
Credit Hour	<input type="checkbox"/>	<input type="checkbox"/>
Course	<input type="checkbox"/>	<input type="checkbox"/>
Year	<input type="checkbox"/>	<input type="checkbox"/>
Semester	<input type="checkbox"/>	<input type="checkbox"/>
Undergraduate Charges: Page 1 of 2		
Please continue on to Page 2 to report additional Undergraduate Charges		

Association of Independent Colleges and Universities of Pennsylvania

Tuition and Fees, Room and Board Survey for Academic Year 2020-2021

Part I: Undergraduate Tuition, Required Fees, and Room and Board (Continued)

	Undergraduate Students 2019/20	Undergraduate Students 2020/21
--	-----------------------------------	-----------------------------------

B. Part-Time Students (continued)

8. Part-time tuition: **Evening Classes** (e.g. *Continuing Studies* rate)

8a. Cost per: (credit hour, course, semester, year) - Please check appropriate box for amount entered in #8 above.

Credit Hour	<input type="checkbox"/>	<input type="checkbox"/>
Course	<input type="checkbox"/>	<input type="checkbox"/>
Year	<input type="checkbox"/>	<input type="checkbox"/>
Semester	<input type="checkbox"/>	<input type="checkbox"/>

C. Special Notes for Undergraduate Charges

9. **Special Notes** (e.g. If charges vary by academic program, class year, etc. If this information is too extensive for the space provided, please e-mail this information to baker@aicup.org.)

Undergraduate Charges: Page 2 of 2
Please continue on to "Graduate Charges" if applicable

Association of Independent Colleges and Universities of Pennsylvania		
Tuition and Fees, Room and Board Survey for Academic Year 2022-2023		
Part II: Graduate Tuition		
	<i>Graduate Students 2021/22</i>	<i>Graduate Students 2022/23</i>
A. Full-Time Students		
1. Full-Time Graduate Tuition		
1a. Cost per: (credit hour, course, semester, year) - Please check appropriate box for amount entered in #1 above.		
Credit Hour	<input type="checkbox"/>	<input type="checkbox"/>
Course	<input type="checkbox"/>	<input type="checkbox"/>
Year	<input type="checkbox"/>	<input type="checkbox"/>
Semester	<input type="checkbox"/>	<input type="checkbox"/>
B. Part-Time Students		
2. Part-time Graduate Tuition		
2a. Cost per: (credit hour, course, semester, year) - Please check appropriate box for amount entered in #2 above.		
Credit Hour	<input type="checkbox"/>	<input type="checkbox"/>
Course	<input type="checkbox"/>	<input type="checkbox"/>
Year	<input type="checkbox"/>	<input type="checkbox"/>
Semester	<input type="checkbox"/>	<input type="checkbox"/>
C. Special Notes for Graduate Charges		
3. Special Notes (e.g. If charges vary by academic program, etc. If this information is too extensive for the space provided, please e-mail this information to baker@aicup.org.)		



2021-2022 AICUP Research, Accountability, and Outcomes Assessment Committee

Jonathan Peri, Chair and President, *Manor College*

Mary Ellen Caro, Vice Chair and President & CEO, *Peirce College*

Tom Foley, *AICUP President*

At-Large Campus Administrators

Dana Bagwell, Director of Institutional Research, *Gannon University*

Leslie Christianson, Associate Provost, *Marywood University*

Cynthia Emory, Director of Institutional Effectiveness & Research, *Wilson College*

Lester Ko, Director of Institutional Effectiveness, *Dickinson College*

Megan Nicholson, Associate Director of Institutional Research, *King's College*

Matt North, Director, Institutional Research & Planning, *Duquesne University*

KyMBER Taylor, Director, Institutional Effectiveness, *University of the Sciences*

This report prepared by

The Association of Independent Colleges and Universities of Pennsylvania

Research Center

101 North Front Street

Harrisburg, PA 17101-1405

717.232.8649



Association of
Independent Colleges and Universities
of Pennsylvania

AICUP Research Center
101 North Front Street
Harrisburg, PA 17101-1405
717.232.8649
www.aicup.org