




# The AICUP Tuition and Fees Survey Final Report

**June 2023**



*Association of  
Independent Colleges and Universities  
of Pennsylvania*

# Table of Contents

Executive Summary . . . . .	1
Important Information About This Report. . . . .	2
Institutions that Submitted Data. . . . .	4
Summary Tables:	
Tuition and Fees Data by Institution 2022-2023 and 2023-2024	
Full-Time Undergraduate Tuition . . . . .	6
Full-Time Undergraduate Required Fees . . . . .	8
Full-Time Undergraduate Tuition and Required Fees Charges . . . . .	10
Full-Time Undergraduate Room Charges. . . . .	12
Full-Time Undergraduate Board Charges. . . . .	14
Full-Time Undergraduate Room and Board Charges. . . . .	16
Full-Time Undergraduate Total Price (Tuition, Fees, Room & Board) . . . . .	18
Part-Time Undergraduate Tuition, Day Students . . . . .	20
Part-Time Undergraduate Tuition, Evening Students . . . . .	22
Full-Time Graduate Tuition . . . . .	24
Part-Time Graduate Tuition . . . . .	26
Appendices	
Appendix A: Data clarification and notes . . . . .	31
Appendix B: 2023-2024 Tuition and Fees Survey Form . . . . .	47

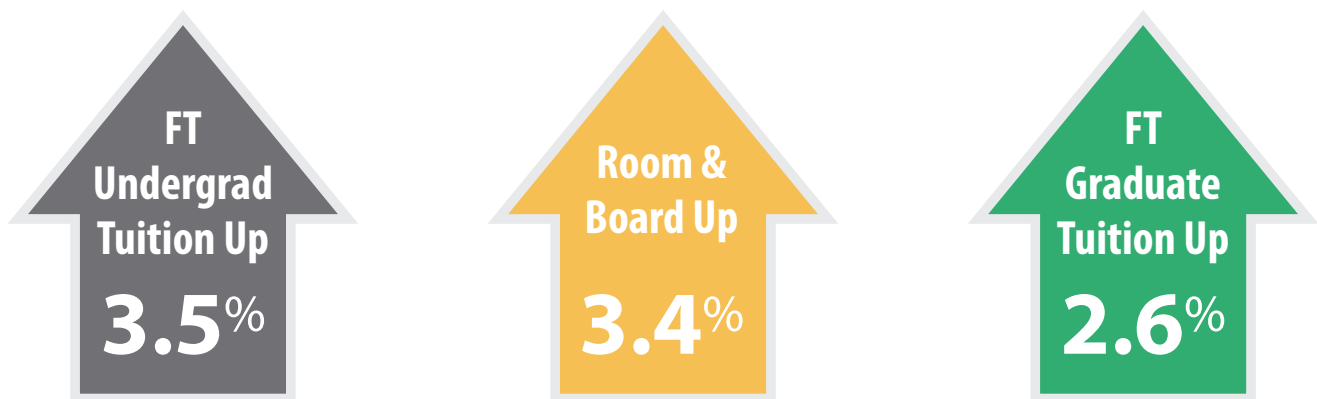
## Executive Summary

The Research Center of the Association of Independent Colleges and Universities of Pennsylvania (AICUP) conducts an annual tuition and fees survey. The study provides comparative information on undergraduate and graduate tuition for full-time and part-time students, as well as information on required student fees and room and board charges.

Some of the highlights of this report are shown here.

- Across all institutions participating in this survey, the median tuition for a full-time undergraduate student in the 2023-2024 academic year is \$39,325, an increase of \$443 from the 2022-2023 median of \$38,882. Across all institutions, tuition for full-time undergraduates rose by a median of 3.5 percent between the 2022-2023 and the 2023-2024 academic years. The smallest median percentage increase in tuition for full-time undergraduate students between the 2022-2023 and the 2023-2024 academic years was found in the Master's Colleges and Universities category, which showed a median tuition increase of 3 percent.
- The median room and board charge for 2023-2024 is \$14,022, an increase of \$399 from the 2022-2023 median of \$13,623. Across all institutions, room and board charges rose by a median of 3.4 percent between the 2022-2023 and the 2023-2024 academic years.
- The median total cost (tuition, fees, and room and board) for a full-time undergraduate residential student in the 2023-2024 period is \$53,950, an increase of \$819 from the 2022-2023 median of \$53,131. Across all institutions, total cost for full-time undergraduate residential students rose by a median of 3.5 percent between the 2022-2023 and the 2023-2024 academic years. Institutions in the Associate's Colleges category had the largest median increase in total costs at 7.8 percent.
- The median increase in tuition for full-time graduate students from the 2022-2023 academic year to the 2023-2024 academic year was 2.6 percent.

## REPORT SNAPSHOT



# Important Information About This Report

## Introduction

The Research Center of the Association of Independent Colleges and Universities of Pennsylvania (AICUP), under the direction of the AICUP Board of Directors and its standing Research, Assessment, and Accountability Committee, conducts an annual Tuition and Fees Survey. This survey is intended to provide comparative information on undergraduate and graduate tuition for full-time and part-time students, as well as information on required student fees and room and board charges.

The 2023-2024 Tuition and Fees report includes data from 88 of the 90 member institutions of AICUP. A breakdown of participating institutions by the 2021 Carnegie Classification of Institutions of Higher Education using the Basic Classification Scheme is shown here:

2	Associate's Colleges
27	Baccalaureate Colleges
30	Master's Colleges and Universities
19	Doctoral Universities
10	Special Focus Institutions

## Methodology

The designated research liaison at each AICUP member institution was e-mailed a link to an online survey form. A copy of the survey form is included in Appendix B. The respondents were asked to provide "typical" data for academic year 2023-2024 for the following:

- Full-time undergraduate tuition, fees, and room and board charges
- Part-time undergraduate tuition, by day and evening courses
- Full-time and part-time graduate tuition

When the tuition or fees charged by an institution varied by academic program, respondents were asked to list the different tuition or fee charges. These details are included in Appendix A, "Data clarification and notes."

Data collection for the 2023-2024 AICUP Tuition and Fees Survey began in January 2023 and ended in May 2023. Three preliminary reports were produced by AICUP in March 2023, April 2023, and May 2023. The preliminary reports were sent to AICUP member institutions that had submitted 2023-2024 tuition and fees data by that point in time.

Microsoft Excel software was used to create summary information by individual institution, by 2021 Carnegie Classification, and for the entire group of institutions participating in the survey. For individual institutions, this report shows the various educational charges assessed by each institution in the 2022-2023 and the 2023-2024 academic years as well as the percentage change between these two periods. Median statistics were calculated for each type of data (tuition, fees, and room and board) by Carnegie classification and for the entire group of institutions participating in the survey.

The use of medians minimizes but does not eliminate measurement error, in that extreme values in the distribution do not contribute disproportionately to the summary value. However, use caution with median values for an institutional category that are based on a small number of institutions in that category.

**Users of this study are strongly encouraged to read the "Data Clarifications and Notes" in Appendix A for additional information on the data submitted by individual institutions and to review institution-specific tuition and fee charges that may vary by program area.**

## Important Information About This Report

### Data Confidentiality and Appropriate Uses of AICUP Annual Studies

The president of each member institution of the Association of Independent Colleges and Universities of Pennsylvania (AICUP) has submitted a signed statement agreeing to safeguard the confidentiality of particular data contained in annual studies and research reports of the AICUP Research Center and to use these reports only in appropriate ways. This agreement applies to all users of the annual studies and reports at all AICUP-member institutions.

AICUP annual studies are to be used for internal planning and management purposes only. Each report's executive summary and median data by Carnegie classification may be shared among appropriate audiences at each AICUP-member institution. However, institution-specific data shown in the annual studies are intended solely for review and use by senior management of AICUP-member institutions. Senior management is defined as the president, vice-president, deans, and trustees of the institution as well as the directors and staff of institutional offices whose job duties include work directly related to the planning and management activities of the institution.

The institution-specific data reported in the AICUP annual studies may be shared with representatives of accrediting organizations if such data is required by the accrediting organization and with the assurance that such data will remain confidential. Copies of any part of the annual studies are not intended for distribution to students, faculty, and general staff of the institution, nor should they be released to the news media, the general public, or to staff of other institutions.

Data tables or any other pages in the annual studies that are marked "Confidential" should not be removed from the report, nor should these pages be scanned or photocopied for circulation, nor should any information from these pages be copied into other documents without the permission of the institution president. When any pages marked "Confidential" are duplicated, in whole or in part, for the purpose of sharing information on these pages with other individuals, a copy of this page describing the AICUP annual studies data sharing confidentiality understanding should be attached.

## Institutions that Submitted Tuition and Fees Data

### Associate's Colleges (N = 2)

Harcum College  
Johnson College

### Baccalaureate Colleges (N = 27)

Albright College  
Allegheny College  
Bryn Athyn College  
Bryn Mawr College  
Bucknell University  
Dickinson College  
Franklin & Marshall College  
Gettysburg College  
Grove City College  
Haverford College  
Juniata College  
Keystone College  
Lackawanna College  
Lafayette College  
Lycoming College  
Manor College  
Mount Aloysius College  
Muhlenberg College  
Peirce College  
Pittsburgh Technical College  
Saint Vincent College  
Susquehanna University  
Swarthmore College  
Thiel College  
Ursinus College  
Washington & Jefferson College  
Westminster College

### Doctoral Universities (N = 19)

Alvernia University  
Carnegie Mellon University  
Chatham University  
DeSales University  
Drexel University  
Duquesne University  
Gannon University  
Gwynedd Mercy University  
Immaculata University  
La Salle University  
Lehigh University  
Misericordia University  
Point Park University  
Robert Morris University  
Thomas Jefferson University  
University of Pennsylvania  
Villanova University  
Widener University  
Wilkes University

### Master's Colleges and Universities (N = 30)

Arcadia University  
Cabrini University  
Cairn University  
Carlow University  
Cedar Crest College  
Chestnut Hill College  
Clarks Summit University  
Delaware Valley University  
Eastern University  
Elizabethtown College  
Geneva College  
Harrisburg University of Science & Technology  
Holy Family University  
King's College  
La Roche University  
Lancaster Bible College  
Lebanon Valley College  
Marywood University  
Mercyhurst University  
Messiah University  
Moravian University  
Neumann University  
Rosemont College  
Saint Francis University  
Saint Joseph's University  
Seton Hill University  
The University of Scranton  
Waynesburg University  
Wilson College  
York College of Pennsylvania

### Special Focus Institutions (N = 10)

Geisinger Commonwealth School of Medicine  
Lake Erie College of Osteopathic Medicine  
Moore College of Art & Design  
Pennsylvania Academy of the Fine Arts  
Pennsylvania College of Art & Design  
Pennsylvania College of Health Sciences  
Pennsylvania Institute of Technology  
Philadelphia College of Osteopathic Medicine  
Salus University  
The University of the Arts

**Total N = 88**



## **Summary Tables: Tuition and Fees Data by Institution 2022-2023 and 2023-2024**



Note: The notation “(a)” in the data tables indicates that the institution did not report the value. The notation “(b)” in the data tables indicates that the sum or percentage was not calculated—a component value was missing or the denominator equaled zero. The notation “(c)” in the data tables indicates that the value may be found in Appendix A, “Data Clarifications and Notes.”

## Full-Time Undergraduate Tuition

	2022-2023	2023-2024	Change (%)
<b>Overall Median</b>	<b>\$38,882</b>	<b>\$39,325</b>	<b>3.5%</b>
<b>Baccalaureate Colleges Median</b>	<b>\$49,612</b>	<b>\$46,720</b>	<b>3.5%</b>
Albright College	\$27,020	\$27,560	2.0%
Allegheny College	\$52,950	\$52,950	0.0%
Bryn Athyn College	\$25,140	\$25,893	3.0%
Bryn Mawr College	\$58,000	\$61,190	5.5%
Bucknell University	\$61,408	\$64,418	4.9%
Dickinson College	\$60,776	\$62,900	3.5%
Franklin & Marshall College	\$65,652	\$68,180	3.9%
Gettysburg College	\$61,760	\$64,230	4.0%
Grove City College	\$19,990	\$20,890	4.5%
Haverford College	\$62,850	\$67,522	7.4%
Juniata College	\$53,256	\$55,322	3.9%
Keystone College	\$14,950	\$15,350	2.7%
Lackawanna College	\$16,450	\$17,020	3.5%
Lafayette College	\$58,110	\$61,482	5.8%
Lycoming College	\$44,544	\$46,720	4.9%
Manor College	\$18,314	\$18,864	3.0%
Mount Aloysius College	\$24,180	\$24,786	2.5%
Muhlenberg College	\$57,270	\$59,505	3.9%
Peirce College	\$14,400	\$14,400	0.0%
Pittsburgh Technical College	\$14,850	\$14,850	0.0%
Saint Vincent College	\$38,814	\$39,978	3.0%
Susquehanna University	\$54,440	\$56,600	4.0%
Swarthmore College	\$58,928	\$61,992	5.2%
Thiel College	\$33,620	\$34,964	4.0%
Ursinus College	\$58,016	\$59,176	2.0%
Washington & Jefferson College	\$49,612	\$27,605	-44.4%
Westminster College	\$38,000	\$38,760	2.0%
<b>Doctoral Universities Median</b>	<b>\$40,625</b>	<b>\$42,250</b>	<b>3.9%</b>
Alvernia University	\$39,100	\$41,060	5.0%
Carnegie Mellon University	\$59,864	\$62,260	4.0%
Chatham University	\$40,625	\$42,250	4.0%
DeSales University	\$41,100	\$43,000	4.6%
Drexel University	\$56,595	\$58,293	3.0%
Duquesne University	\$45,376	\$47,146	3.9%
Gannon University	\$34,570	\$35,590	3.0%
Gwynedd Mercy University	\$36,052	\$37,140	3.0%
Immaculata University	\$26,900	\$27,700	3.0%
La Salle University	\$32,640	\$34,270	5.0%
Lehigh University	\$58,970	\$61,180	3.7%
Misericordia University	\$34,952	\$36,400	4.1%
Point Park University	\$34,880	\$36,240	3.9%
Robert Morris University	\$32,390	\$33,360	3.0%
Thomas Jefferson University	\$43,100	\$44,400	3.0%
University of Pennsylvania	\$56,212	\$58,620	4.3%
Villanova University	\$60,768	\$63,806	5.0%
Widener University	\$50,624	\$52,598	3.9%
Wilkes University	\$39,134	\$40,308	3.0%



## Full-Time Undergraduate Tuition (Cont'd.)

	2022-2023	2023-2024	Change (%)
<b>Master's Colleges and Universities Median</b>	<b>\$35,442</b>	<b>\$36,463</b>	<b>3.0%</b>
Arcadia University	\$46,430	\$47,590	2.5%
Cabrini University	\$33,650	\$34,800	3.4%
Cairn University	\$31,255	\$31,881	2.0%
Carlow University	\$33,500	\$34,502	3.0%
Cedar Crest College	\$43,043	\$44,334	3.0%
Chestnut Hill College	\$38,950	\$38,950	0.0%
Clarks Summit University	\$29,700	\$31,200	5.1%
Delaware Valley University	\$39,500	\$40,680	3.0%
Eastern University	\$35,864	\$36,760	2.5%
Elizabethtown College	\$35,020	\$36,166	3.3%
Geneva College	\$29,890	\$31,090	4.0%
Harrisburg University of Science & Technology	\$23,900	\$23,900	0.0%
Holy Family University	\$31,508	\$32,768	4.0%
King's College	\$39,522	\$40,520	2.5%
La Roche University	\$31,334	\$31,960	2.0%
Lancaster Bible College	\$27,760	\$29,990	8.0%
Lebanon Valley College	\$47,240	\$48,890	3.5%
Marywood University	\$36,430	\$37,700	3.5%
Mercyhurst University	\$40,530	\$41,580	2.6%
Messiah University	\$38,550	\$39,700	3.0%
Moravian University	\$48,569	\$50,069	3.1%
Neumann University	\$33,900	\$35,420	4.5%
Rosemont College	\$19,890	\$20,885	5.0%
Saint Francis University	\$39,820	\$41,020	3.0%
Saint Joseph's University	\$49,410	\$51,140	3.5%
Seton Hill University	\$39,674	\$40,864	3.0%
The University of Scranton	\$49,912	\$51,534	3.2%
Waynesburg University	\$27,300	\$28,120	3.0%
Wilson College	\$25,200	\$25,956	3.0%
York College of Pennsylvania	\$21,070	\$22,120	5.0%
<b>Associate's Colleges Median</b>	<b>\$22,770</b>	<b>\$23,954</b>	<b>5.0%</b>
Harcum College	\$27,840	\$29,500	6.0%
Johnson College	\$17,700	\$18,408	4.0%
<b>Special Focus Institutions Median</b>	<b>\$36,028</b>	<b>\$37,219</b>	<b>4.7%</b>
Geisinger Commonwealth School of Medicine	n/a	n/a	n/a
Lake Erie College of Osteopathic Medicine	n/a	n/a	n/a
Moore College of Art & Design	\$46,400	\$48,256	4.0%
Pennsylvania Academy of the Fine Arts	\$40,500	\$43,000	6.2%
Pennsylvania College of Art & Design	\$27,750	\$29,250	5.4%
Pennsylvania College of Health Sciences	\$31,555	\$31,438	-0.4%
Pennsylvania Institute of Technology	\$12,825	\$13,095	2.1%
Philadelphia College of Osteopathic Medicine	n/a	n/a	n/a
Salus University	n/a	n/a	n/a
The University of the Arts	\$50,950	\$54,010	6.0%

## Full-Time Undergraduate Required Fees

	2022-2023	2023-2024	Change (%)
<b>Overall Median</b>	<b>\$1,065</b>	<b>\$1,093</b>	<b>2.3%</b>
<b>Baccalaureate Colleges Median</b>	<b>\$733</b>	<b>\$768</b>	<b>0.0%</b>
Albright College	\$1,210	\$1,234	2.0%
Allegheny College	\$660	\$660	0.0%
Bryn Athyn College	\$1,860	\$1,911	2.7%
Bryn Mawr College	\$1,880	\$1,370	-27.1%
Bucknell University	\$338	\$354	4.7%
Dickinson College	\$550	\$550	0.0%
Franklin & Marshall College	\$192	\$200	4.2%
Gettysburg College	n/a	n/a	n/a
Grove City College	n/a	n/a	n/a
Haverford College	\$498	\$498	0.0%
Juniata College	\$1,080	\$1,080	0.0%
Keystone College	\$2,500	\$2,500	0.0%
Lackawanna College	\$890	\$930	4.5%
Lafayette College	\$508	\$342	-32.7%
Lycoming College	\$730	\$730	0.0%
Manor College	\$1,100	\$1,100	0.0%
Mount Aloysius College	\$1,330	\$1,370	3.0%
Muhlenberg College	\$735	\$735	0.0%
Peirce College	\$660	\$660	0.0%
Pittsburgh Technical College	\$1,800	\$3,600	100.0%
Saint Vincent College	\$1,551	\$1,598	3.0%
Susquehanna University	\$720	\$800	11.1%
Swarthmore College	\$400	\$420	5.0%
Thiel College	\$1,900	\$1,900	0.0%
Ursinus College	n/a	n/a	n/a
Washington & Jefferson College	\$580	\$580	0.0%
Westminster College	\$700	\$710	1.4%
<b>Doctoral Universities Median</b>	<b>\$1,429</b>	<b>\$1,470</b>	<b>4.0%</b>
Alvernia University	\$1,650	\$1,750	6.1%
Carnegie Mellon University	\$1,480	\$1,569	6.0%
Chatham University	\$1,500	\$1,560	4.0%
DeSales University	\$1,500	\$1,800	20.0%
Drexel University	\$2,370	\$2,370	0.0%
Duquesne University	n/a	n/a	n/a
Gannon University	\$1,086	\$1,086	0.0%
Gwynedd Mercy University	\$1,000	\$1,170	17.0%
Immaculata University	\$850	\$850	0.0%
La Salle University	\$1,250	\$1,300	4.0%
Lehigh University	\$960	\$1,000	4.2%
Misericordia University	\$1,890	\$1,970	4.2%
Point Park University	\$1,740	\$1,920	10.3%
Robert Morris University	\$1,377	\$1,380	0.2%
Thomas Jefferson University	\$1,100	\$1,133	3.0%
University of Pennsylvania	\$7,240	\$7,484	3.4%
Villanova University	\$850	\$895	5.3%
Widener University	\$1,015	\$1,040	2.5%
Wilkes University	\$1,978	\$1,978	0.0%

## Full-Time Undergraduate Required Fees (Cont'd.)

	2022-2023	2023-2024	Change (%)
<b>Master's Colleges and Universities Median</b>	<b>\$1,008</b>	<b>\$1,033</b>	<b>0.1%</b>
Arcadia University	\$700	\$700	0.0%
Cabrini University	\$1,015	\$1,015	0.0%
Cairn University	\$385	\$394	2.3%
Carlow University	\$1,089	\$1,126	3.4%
Cedar Crest College	\$600	\$600	0.0%
Chestnut Hill College	\$460	\$460	0.0%
Clarks Summit University	n/a	\$960	(b)
Delaware Valley University	\$2,620	\$2,620	0.0%
Eastern University	\$600	\$660	10.0%
Elizabethtown College	\$650	\$676	4.0%
Geneva College	\$1,100	\$1,260	14.5%
Harrisburg University of Science & Technology	n/a	n/a	n/a
Holy Family University	\$1,050	\$1,200	14.3%
King's College	\$2,078	\$2,080	0.1%
La Roche University	\$1,050	\$1,050	0.0%
Lancaster Bible College	\$700	n/a	(b)
Lebanon Valley College	\$1,380	\$1,430	3.6%
Marywood University	\$1,796	\$1,870	4.1%
Mercyhurst University	\$2,930	\$2,930	0.0%
Messiah University	\$940	\$940	0.0%
Moravian University	\$1,931	\$1,931	0.0%
Neumann University	\$1,800	\$1,880	4.4%
Rosemont College	\$1,000	\$1,000	0.0%
Saint Francis University	\$700	\$700	0.0%
Saint Joseph's University	\$200	\$200	0.0%
Seton Hill University	\$550	\$550	0.0%
The University of Scranton	\$400	\$500	25.0%
Waynesburg University	\$1,190	\$1,340	12.6%
Wilson College	\$1,000	\$1,050	5.0%
York College of Pennsylvania	\$2,150	\$2,486	15.6%
<b>Associate's Colleges Median</b>	<b>\$1,000</b>	<b>\$1,650</b>	<b>40.6%</b>
Harcum College	\$400	\$400	0.0%
Johnson College	\$1,600	\$2,900	81.3%
<b>Special Focus Institutions Median</b>	<b>\$1,475</b>	<b>\$1,475</b>	<b>2.0%</b>
Geisinger Commonwealth School of Medicine	n/a	n/a	n/a
Lake Erie College of Osteopathic Medicine	n/a	n/a	n/a
Moore College of Art & Design	\$1,816	\$1,890	4.1%
Pennsylvania Academy of the Fine Arts	\$1,600	\$1,600	0.0%
Pennsylvania College of Art & Design	\$1,700	\$1,800	5.9%
Pennsylvania College of Health Sciences	\$825	\$428	-48.1%
Pennsylvania Institute of Technology	\$1,350	\$1,350	0.0%
Philadelphia College of Osteopathic Medicine	n/a	n/a	n/a
Salus University	n/a	n/a	n/a
The University of the Arts	\$180	\$280	55.6%

## Full-Time Undergraduate Tuition + Required Fees Charges

	2022-2023	2023-2024	Change (%)
<b>Overall Median</b>	<b>\$39,857</b>	<b>\$40,105</b>	<b>3.5%</b>
<b>Baccalaureate Colleges Median</b>	<b>\$50,192</b>	<b>\$47,450</b>	<b>3.8%</b>
Albright College	\$28,230	\$28,794	2.0%
Allegheny College	\$53,610	\$53,610	0.0%
Bryn Athyn College	\$27,000	\$27,804	3.0%
Bryn Mawr College	\$59,880	\$62,560	4.5%
Bucknell University	\$61,746	\$64,772	4.9%
Dickinson College	\$61,326	\$63,450	3.5%
Franklin & Marshall College	\$65,844	\$68,380	3.9%
Gettysburg College	\$61,760	\$64,230	4.0%
Grove City College	\$19,990	\$20,890	4.5%
Haverford College	\$63,348	\$68,020	7.4%
Juniata College	\$54,336	\$56,402	3.8%
Keystone College	\$17,450	\$17,850	2.3%
Lackawanna College	\$17,340	\$17,950	3.5%
Lafayette College	\$58,618	\$61,824	5.5%
Lycoming College	\$45,274	\$47,450	4.8%
Manor College	\$19,414	\$19,964	2.8%
Mount Aloysius College	\$25,510	\$26,156	2.5%
Muhlenberg College	\$58,005	\$60,240	3.9%
Peirce College	\$15,060	\$15,060	0.0%
Pittsburgh Technical College	\$16,650	\$18,450	10.8%
Saint Vincent College	\$40,365	\$41,576	3.0%
Susquehanna University	\$55,160	\$57,400	4.1%
Swarthmore College	\$59,328	\$62,412	5.2%
Thiel College	\$35,520	\$36,864	3.8%
Ursinus College	\$58,016	\$59,176	2.0%
Washington & Jefferson College	\$50,192	\$28,185	-43.8%
Westminster College	\$38,700	\$39,470	2.0%
<b>Doctoral Universities Median</b>	<b>\$42,125</b>	<b>\$43,810</b>	<b>3.9%</b>
Alvernia University	\$40,750	\$42,810	5.1%
Carnegie Mellon University	\$61,344	\$63,829	4.1%
Chatham University	\$42,125	\$43,810	4.0%
DeSales University	\$42,600	\$44,800	5.2%
Drexel University	\$58,965	\$60,663	2.9%
Duquesne University	\$45,376	\$47,146	3.9%
Gannon University	\$35,656	\$36,676	2.9%
Gwynedd Mercy University	\$37,052	\$38,310	3.4%
Immaculata University	\$27,750	\$28,550	2.9%
La Salle University	\$33,890	\$35,570	5.0%
Lehigh University	\$59,930	\$62,180	3.8%
Misericordia University	\$36,842	\$38,370	4.1%
Point Park University	\$36,620	\$38,160	4.2%
Robert Morris University	\$33,767	\$34,740	2.9%
Thomas Jefferson University	\$44,200	\$45,533	3.0%
University of Pennsylvania	\$63,452	\$66,104	4.2%
Villanova University	\$61,618	\$64,701	5.0%
Widener University	\$51,639	\$53,638	3.9%
Wilkes University	\$41,112	\$42,286	2.9%

## Full-Time Undergraduate Tuition + Required Fees Charges (Cont'd.)

	2022-2023	2023-2024	Change (%)
<b>Master's Colleges and Universities Median</b>	<b>\$36,082</b>	<b>\$37,360</b>	<b>3.0%</b>
Arcadia University	\$47,130	\$48,290	2.5%
Cabrini University	\$34,665	\$35,815	3.3%
Cairn University	\$31,640	\$32,275	2.0%
Carlow University	\$34,589	\$35,628	3.0%
Cedar Crest College	\$43,643	\$44,934	3.0%
Chestnut Hill College	\$39,410	\$39,410	0.0%
Clarks Summit University	\$29,700	\$32,160	8.3%
Delaware Valley University	\$42,120	\$43,300	2.8%
Eastern University	\$36,464	\$37,420	2.6%
Elizabethtown College	\$35,670	\$36,842	3.3%
Geneva College	\$30,990	\$32,350	4.4%
Harrisburg University of Science & Technology	\$23,900	\$23,900	0.0%
Holy Family University	\$32,558	\$33,968	4.3%
King's College	\$41,600	\$42,600	2.4%
La Roche University	\$32,384	\$33,010	1.9%
Lancaster Bible College	\$28,460	\$29,990	5.4%
Lebanon Valley College	\$48,620	\$50,320	3.5%
Marywood University	\$38,226	\$39,570	3.5%
Mercyhurst University	\$43,460	\$44,510	2.4%
Messiah University	\$39,490	\$40,640	2.9%
Moravian University	\$50,500	\$52,000	3.0%
Neumann University	\$35,700	\$37,300	4.5%
Rosemont College	\$20,890	\$21,885	4.8%
Saint Francis University	\$40,520	\$41,720	3.0%
Saint Joseph's University	\$49,610	\$51,340	3.5%
Seton Hill University	\$40,224	\$41,414	3.0%
The University of Scranton	\$50,312	\$52,034	3.4%
Waynesburg University	\$28,490	\$29,460	3.4%
Wilson College	\$26,200	\$27,006	3.1%
York College of Pennsylvania	\$23,220	\$24,606	6.0%
<b>Associate's Colleges Median</b>	<b>\$23,770</b>	<b>\$25,604</b>	<b>8.1%</b>
Harcum College	\$28,240	\$29,900	5.9%
Johnson College	\$19,300	\$21,308	10.4%
<b>Special Focus Institutions Median</b>	<b>\$37,240</b>	<b>\$38,233</b>	<b>4.7%</b>
Geisinger Commonwealth School of Medicine	n/a	n/a	n/a
Lake Erie College of Osteopathic Medicine	n/a	n/a	n/a
Moore College of Art & Design	\$48,216	\$50,146	4.0%
Pennsylvania Academy of the Fine Arts	\$42,100	\$44,600	5.9%
Pennsylvania College of Art & Design	\$29,450	\$31,050	5.4%
Pennsylvania College of Health Sciences	\$32,380	\$31,866	-1.6%
Pennsylvania Institute of Technology	\$14,175	\$14,445	1.9%
Philadelphia College of Osteopathic Medicine	n/a	n/a	n/a
Salus University	n/a	n/a	n/a
The University of the Arts	\$51,130	\$54,290	6.2%

## Full-Time Undergraduate Room Charges

	2022-2023	2023-2024	Change (%)
<b>Overall Median</b>	<b>\$7,734</b>	<b>\$7,935</b>	<b>3.2%</b>
<b>Baccalaureate Colleges Median</b>	<b>\$7,936</b>	<b>\$8,160</b>	<b>3.5%</b>
Albright College	\$7,330	\$7,476	2.0%
Allegheny College	\$7,278	\$7,278	0.0%
Bryn Athyn College	(a)	(a)	(b)
Bryn Mawr College	\$10,300	\$10,670	3.6%
Bucknell University	\$9,490	\$9,956	4.9%
Dickinson College	\$8,220	\$8,500	3.4%
Franklin & Marshall College	\$8,900	\$9,212	3.5%
Gettysburg College	\$8,010	\$8,330	4.0%
Grove City College	\$7,010	\$7,870	12.3%
Haverford College	\$10,900	\$11,226	3.0%
Juniata College	\$6,944	\$7,208	3.8%
Keystone College	\$6,000	\$6,000	0.0%
Lackawanna College	\$7,400	\$7,660	3.5%
Lafayette College	\$10,720	\$11,754	9.6%
Lycoming College	\$7,234	\$7,452	3.0%
Manor College	(a)	(a)	(b)
Mount Aloysius College	\$6,250	\$6,500	4.0%
Muhlenberg College	\$9,725	\$8,590	-11.7%
Peirce College	n/a	n/a	n/a
Pittsburgh Technical College	\$7,350	\$7,350	0.0%
Saint Vincent College	\$7,226	\$7,681	6.3%
Susquehanna University	\$8,220	\$8,850	7.7%
Swarthmore College	\$9,104	\$9,578	5.2%
Thiel College	\$7,200	\$7,350	2.1%
Ursinus College	\$9,600	\$9,888	3.0%
Washington & Jefferson College	\$7,936	\$8,160	2.8%
Westminster College	(a)	(a)	(b)
<b>Doctoral Universities Median</b>	<b>\$8,000</b>	<b>\$8,200</b>	<b>3.5%</b>
Alvernia University	\$7,040	\$7,330	4.1%
Carnegie Mellon University	\$10,000	\$10,400	4.0%
Chatham University	\$6,845	\$7,119	4.0%
DeSales University	\$6,400	\$6,400	0.0%
Drexel University	\$10,629	\$10,950	3.0%
Duquesne University	\$8,104	\$8,448	4.2%
Gannon University	\$8,130	\$8,130	0.0%
Gwynedd Mercy University	\$6,234	\$7,000	12.3%
Immaculata University	\$6,390	\$6,390	0.0%
La Salle University	\$7,990	\$8,710	9.0%
Lehigh University	\$9,350	\$9,680	3.5%
Misericordia University	\$8,120	\$8,450	4.1%
Point Park University	\$5,760	\$5,880	2.1%
Robert Morris University	\$6,970	\$7,110	2.0%
Thomas Jefferson University	\$6,880	\$7,086	3.0%
University of Pennsylvania	\$11,754	\$12,166	3.5%
Villanova University	\$8,587	\$9,016	5.0%
Widener University	\$8,000	\$8,200	2.5%
Wilkes University	\$9,586	\$9,680	1.0%



## Full-Time Undergraduate Room Charges (Cont'd.)

	2022-2023	2023-2024	Change (%)
<b>Master's Colleges and Universities Median</b>	<b>\$6,980</b>	<b>\$6,930</b>	<b>3.0%</b>
Arcadia University	\$8,400	\$8,500	1.2%
Cabrini University	\$7,940	\$8,200	3.3%
Cairn University	\$6,274	\$6,474	3.2%
Carlow University	\$6,714	\$6,916	3.0%
Cedar Crest College	\$5,750	\$5,750	0.0%
Chestnut Hill College	(a)	(a)	(b)
Clarks Summit University	\$2,850	\$3,000	5.3%
Delaware Valley University	\$7,030	\$6,930	-1.4%
Eastern University	\$6,610	\$7,006	6.0%
Elizabethtown College	\$6,282	\$6,438	2.5%
Geneva College	\$5,660	\$5,660	0.0%
Harrisburg University of Science & Technology	\$7,040	\$7,200	2.3%
Holy Family University	\$7,980	\$8,960	12.3%
King's College	\$7,734	\$8,000	3.4%
La Roche University	\$8,160	\$8,400	2.9%
Lancaster Bible College	\$5,590	\$5,820	4.1%
Lebanon Valley College	\$6,470	\$6,830	5.6%
Marywood University	\$8,341	\$8,600	3.1%
Mercyhurst University	(a)	\$5,830	(b)
Messiah University	\$6,150	\$6,335	3.0%
Moravian University	\$8,398	\$8,650	3.0%
Neumann University	\$8,900	\$9,300	4.5%
Rosemont College	\$10,130	(a)	(b)
Saint Francis University	\$6,300	\$6,300	0.0%
Saint Joseph's University	\$9,710	\$10,000	3.0%
Seton Hill University	\$7,324	(a)	(b)
The University of Scranton	\$10,192	\$10,446	2.5%
Waynesburg University	\$6,020	\$6,230	3.5%
Wilson College	\$5,500	\$5,500	0.0%
York College of Pennsylvania	\$6,930	\$7,130	2.9%
<b>Associate's Colleges Median</b>	<b>\$6,720</b>	<b>\$6,960</b>	<b>3.6%</b>
Harcum College	\$6,720	\$6,960	3.6%
Johnson College	n/a	n/a	n/a
<b>Special Focus Institutions Median</b>	<b>\$11,224</b>	<b>\$11,789</b>	<b>5.0%</b>
Geisinger Commonwealth School of Medicine	n/a	n/a	n/a
Lake Erie College of Osteopathic Medicine	n/a	n/a	n/a
Moore College of Art & Design	\$10,858	\$11,292	4.0%
Pennsylvania Academy of the Fine Arts	\$13,470	\$14,700	9.1%
Pennsylvania College of Art & Design	\$9,350	\$9,400	0.5%
Pennsylvania College of Health Sciences	n/a	n/a	n/a
Pennsylvania Institute of Technology	n/a	n/a	n/a
Philadelphia College of Osteopathic Medicine	n/a	n/a	n/a
Salus University	n/a	n/a	n/a
The University of the Arts	\$11,590	\$12,286	6.0%

## Full-Time Undergraduate Board Charges

	2022-2023	2023-2024	Change (%)
<b>Overall Median</b>	<b>\$6,360</b>	<b>\$6,640</b>	<b>3.5%</b>
<b>Baccalaureate Colleges Median</b>	<b>\$6,235</b>	<b>\$6,498</b>	<b>3.6%</b>
Albright College	\$6,170	\$6,478	5.0%
Allegheny College	\$6,518	\$6,518	0.0%
Bryn Athyn College	(a)	(a)	(b)
Bryn Mawr College	\$7,750	\$8,020	3.5%
Bucknell University	\$5,868	\$6,162	5.0%
Dickinson College	\$7,718	\$8,000	3.7%
Franklin & Marshall College	\$6,140	\$6,356	3.5%
Gettysburg College	\$6,920	\$7,200	4.0%
Grove City College	\$4,040	\$3,900	-3.5%
Haverford College	\$7,082	\$7,294	3.0%
Juniata College	\$6,106	\$6,338	3.8%
Keystone College	\$6,000	\$6,200	3.3%
Lackawanna College	\$4,300	\$4,450	3.5%
Lafayette College	\$6,616	\$7,330	10.8%
Lycoming College	\$6,952	\$7,160	3.0%
Manor College	(a)	(a)	(b)
Mount Aloysius College	\$5,956	\$6,194	4.0%
Muhlenberg College	\$5,330	\$5,535	3.8%
Peirce College	n/a	n/a	n/a
Pittsburgh Technical College	n/a	n/a	n/a
Saint Vincent College	\$6,300	\$6,848	8.7%
Susquehanna University	\$6,740	\$6,850	1.6%
Swarthmore College	\$8,922	\$9,386	5.2%
Thiel College	\$7,230	\$7,500	3.7%
Ursinus College	\$5,024	\$5,176	3.0%
Washington & Jefferson College	\$5,588	\$5,750	2.9%
Westminster College	(a)	(a)	(b)
<b>Doctoral Universities Median</b>	<b>\$6,640</b>	<b>\$7,068</b>	<b>3.9%</b>
Alvernia University	\$6,990	\$7,760	11.0%
Carnegie Mellon University	\$6,796	\$7,068	4.0%
Chatham University	\$6,930	\$7,208	4.0%
DeSales University	\$7,100	\$7,400	4.2%
Drexel University	\$6,351	\$6,600	3.9%
Duquesne University	\$6,640	\$7,172	8.0%
Gannon University	\$6,980	\$7,180	2.9%
Gwynedd Mercy University	\$6,640	\$6,640	0.0%
Immaculata University	\$6,230	\$6,480	4.0%
La Salle University	\$6,560	\$6,880	4.9%
Lehigh University	\$6,540	\$6,790	3.8%
Misericordia University	\$6,530	\$6,850	4.9%
Point Park University	\$7,440	\$7,580	1.9%
Robert Morris University	\$5,710	\$5,820	1.9%
Thomas Jefferson University	\$7,835	\$8,070	3.0%
University of Pennsylvania	\$6,134	\$6,330	3.2%
Villanova University	\$7,500	\$7,880	5.1%
Widener University	\$7,200	\$7,330	1.8%
Wilkes University	\$6,264	\$6,326	1.0%

## Full-Time Undergraduate Board Charges (Cont'd.)

	2022-2023	2023-2024	Change (%)
<b>Master's Colleges and Universities Median</b>	<b>\$6,026</b>	<b>\$6,435</b>	<b>3.0%</b>
Arcadia University	\$5,320	\$5,590	5.1%
Cabrini University	\$5,284	\$5,500	4.1%
Cairn University	\$5,490	\$5,760	4.9%
Carlow University	\$6,300	\$6,490	3.0%
Cedar Crest College	\$6,972	\$7,251	4.0%
Chestnut Hill College	(a)	(a)	(b)
Clarks Summit University	\$4,450	\$4,600	3.4%
Delaware Valley University	\$7,820	\$7,820	0.0%
Eastern University	\$5,814	\$6,162	6.0%
Elizabethtown College	\$6,360	\$6,516	2.5%
Geneva College	\$5,190	\$5,320	2.5%
Harrisburg University of Science & Technology	n/a	n/a	n/a
Holy Family University	\$7,300	\$7,520	3.0%
King's College	\$6,914	\$7,086	2.5%
La Roche University	\$4,726	\$4,604	-2.6%
Lancaster Bible College	\$5,450	\$5,670	4.0%
Lebanon Valley College	\$6,750	\$6,850	1.5%
Marywood University	\$6,355	\$6,500	2.3%
Mercyhurst University	(a)	\$6,920	(b)
Messiah University	\$5,410	\$5,575	3.0%
Moravian University	\$6,506	\$6,701	3.0%
Neumann University	\$6,110	\$6,380	4.4%
Rosemont College	\$3,000	(a)	(b)
Saint Francis University	\$6,520	\$6,910	6.0%
Saint Joseph's University	\$5,575	\$5,740	3.0%
Seton Hill University	\$6,026	(a)	(b)
The University of Scranton	\$6,846	\$7,034	2.7%
Waynesburg University	\$5,870	\$6,070	3.4%
Wilson College	\$6,468	\$6,662	3.0%
York College of Pennsylvania	\$5,500	\$5,650	2.7%
<b>Associate's Colleges Median</b>	<b>\$4,480</b>	<b>\$4,640</b>	<b>3.6%</b>
Harcum College	\$4,480	\$4,640	3.6%
Johnson College	n/a	n/a	n/a
<b>Special Focus Institutions Median</b>	<b>\$6,360</b>	<b>\$6,742</b>	<b>6.0%</b>
Geisinger Commonwealth School of Medicine	n/a	n/a	n/a
Lake Erie College of Osteopathic Medicine	n/a	n/a	n/a
Moore College of Art & Design	\$7,176	\$7,464	4.0%
Pennsylvania Academy of the Fine Arts	n/a	n/a	n/a
Pennsylvania College of Art & Design	\$1,775	\$2,665	50.1%
Pennsylvania College of Health Sciences	n/a	n/a	n/a
Pennsylvania Institute of Technology	n/a	n/a	n/a
Philadelphia College of Osteopathic Medicine	n/a	n/a	n/a
Salus University	n/a	n/a	n/a
The University of the Arts	\$6,360	\$6,742	6.0%

## Full-Time Undergraduate Room and Board Charges

	2022-2023	2023-2024	Change (%)
<b>Overall Median</b>	<b>\$13,623</b>	<b>\$14,022</b>	<b>3.4%</b>
<b>Baccalaureate Colleges Median</b>	<b>\$13,991</b>	<b>\$14,327</b>	<b>3.5%</b>
Albright College	\$13,500	\$13,954	3.4%
Allegheny College	\$13,796	\$13,796	0.0%
Bryn Athyn College	\$13,374	\$13,851	3.6%
Bryn Mawr College	\$18,050	\$18,690	3.5%
Bucknell University	\$15,358	\$16,118	4.9%
Dickinson College	\$15,938	\$16,500	3.5%
Franklin & Marshall College	\$15,040	\$15,568	3.5%
Gettysburg College	\$14,930	\$15,530	4.0%
Grove City College	\$11,050	\$11,770	6.5%
Haverford College	\$17,982	\$18,520	3.0%
Juniata College	\$13,050	\$13,546	3.8%
Keystone College	\$12,000	\$12,200	1.7%
Lackawanna College	\$11,700	\$12,110	3.5%
Lafayette College	\$17,336	\$19,084	10.1%
Lycoming College	\$14,186	\$14,612	3.0%
Manor College	\$9,600	\$9,888	3.0%
Mount Aloysius College	\$12,206	\$12,694	4.0%
Muhlenberg College	\$15,055	\$14,125	-6.2%
Peirce College	n/a	n/a	n/a
Pittsburgh Technical College	\$7,350	\$7,350	0.0%
Saint Vincent College	\$13,526	\$14,529	7.4%
Susquehanna University	\$14,960	\$15,700	4.9%
Swarthmore College	\$18,026	\$18,964	5.2%
Thiel College	\$14,430	\$14,850	2.9%
Ursinus College	\$14,624	\$15,064	3.0%
Washington & Jefferson College	\$13,524	\$13,910	2.9%
Westminster College	\$11,900	\$12,380	4.0%
<b>Doctoral Universities Median</b>	<b>\$14,715</b>	<b>\$15,310</b>	<b>3.4%</b>
Alvernia University	\$14,030	\$15,090	7.6%
Carnegie Mellon University	\$16,796	\$17,468	4.0%
Chatham University	\$13,775	\$14,327	4.0%
DeSales University	\$13,500	\$13,800	2.2%
Drexel University	\$16,980	\$17,550	3.4%
Duquesne University	\$14,744	\$15,620	5.9%
Gannon University	\$15,110	\$15,310	1.3%
Gwynedd Mercy University	\$12,874	\$13,640	5.9%
Immaculata University	\$12,620	\$12,870	2.0%
La Salle University	\$14,550	\$15,590	7.1%
Lehigh University	\$15,890	\$16,470	3.7%
Misericordia University	\$14,650	\$15,300	4.4%
Point Park University	\$13,200	\$13,460	2.0%
Robert Morris University	\$12,680	\$12,930	2.0%
Thomas Jefferson University	\$14,715	\$15,156	3.0%
University of Pennsylvania	\$17,888	\$18,496	3.4%
Villanova University	\$16,087	\$16,896	5.0%
Widener University	\$15,200	\$15,530	2.2%
Wilkes University	\$15,850	\$16,006	1.0%

## Full-Time Undergraduate Room and Board Charges (Cont'd.)

	2022-2023	2023-2024	Change (%)
<b>Master's Colleges and Universities Median</b>	<b>\$12,950</b>	<b>\$13,189</b>	<b>3.0%</b>
Arcadia University	\$13,720	\$14,090	2.7%
Cabrini University	\$13,224	\$13,700	3.6%
Cairn University	\$11,764	\$12,234	4.0%
Carlow University	\$13,014	\$13,406	3.0%
Cedar Crest College	\$12,722	\$13,001	2.2%
Chestnut Hill College	\$12,000	\$12,300	2.5%
Clarks Summit University	\$7,300	\$7,600	4.1%
Delaware Valley University	\$14,850	\$14,750	-0.7%
Eastern University	\$12,424	\$13,168	6.0%
Elizabethtown College	\$12,642	\$12,954	2.5%
Geneva College	\$10,850	\$10,980	1.2%
Harrisburg University of Science & Technology	\$7,040	\$7,200	2.3%
Holy Family University	\$15,280	\$16,480	7.9%
King's College	\$14,648	\$15,086	3.0%
La Roche University	\$12,886	\$13,004	0.9%
Lancaster Bible College	\$11,040	\$11,490	4.1%
Lebanon Valley College	\$13,220	\$13,680	3.5%
Marywood University	\$14,696	\$15,100	2.7%
Mercyhurst University	\$15,300	\$12,750	-16.7%
Messiah University	\$11,560	\$11,910	3.0%
Moravian University	\$14,904	\$15,351	3.0%
Neumann University	\$15,010	\$15,680	4.5%
Rosemont College	\$13,130	\$13,530	3.0%
Saint Francis University	\$12,820	\$13,210	3.0%
Saint Joseph's University	\$15,285	\$15,740	3.0%
Seton Hill University	\$13,350	\$13,778	3.2%
The University of Scranton	\$17,038	\$17,480	2.6%
Waynesburg University	\$11,890	\$12,300	3.4%
Wilson College	\$11,968	\$12,162	1.6%
York College of Pennsylvania	\$12,430	\$12,780	2.8%
<b>Associate's Colleges Median</b>	<b>\$11,200</b>	<b>\$11,600</b>	<b>3.6%</b>
Harcum College	\$11,200	\$11,600	3.6%
Johnson College	n/a	n/a	n/a
<b>Special Focus Institutions Median</b>	<b>\$15,710</b>	<b>\$16,728</b>	<b>7.2%</b>
Geisinger Commonwealth School of Medicine	n/a	n/a	n/a
Lake Erie College of Osteopathic Medicine	n/a	n/a	n/a
Moore College of Art & Design	\$18,034	\$18,756	4.0%
Pennsylvania Academy of the Fine Arts	\$13,470	\$14,700	9.1%
Pennsylvania College of Art & Design	\$11,125	\$12,065	8.4%
Pennsylvania College of Health Sciences	n/a	n/a	n/a
Pennsylvania Institute of Technology	n/a	n/a	n/a
Philadelphia College of Osteopathic Medicine	n/a	n/a	n/a
Salus University	n/a	n/a	n/a
The University of the Arts	\$17,950	\$19,028	6.0%

## Full-Time Undergraduate Total Price (Tuition, Fees, Room and Board)

	2022-2023	2023-2024	Change (%)
<b>Overall Median</b>	<b>\$53,131</b>	<b>\$53,950</b>	<b>3.5%</b>
<b>Baccalaureate Colleges Median</b>	<b>\$63,716</b>	<b>\$62,064</b>	<b>3.5%</b>
Albright College	\$41,730	\$42,748	2.4%
Allegheny College	\$67,406	\$67,406	0.0%
Bryn Athyn College	\$40,449	\$41,655	3.0%
Bryn Mawr College	\$77,930	\$81,250	4.3%
Bucknell University	\$77,104	\$80,890	4.9%
Dickinson College	\$77,264	\$79,950	3.5%
Franklin & Marshall College	\$80,884	\$83,948	3.8%
Gettysburg College	\$76,690	\$79,760	4.0%
Grove City College	\$31,040	\$32,660	5.2%
Haverford College	\$81,330	\$86,540	6.4%
Juniata College	\$67,386	\$69,948	3.8%
Keystone College	\$29,450	\$30,050	2.0%
Lackawanna College	\$29,040	\$30,060	3.5%
Lafayette College	\$75,954	\$80,908	6.5%
Lycoming College	\$59,460	\$62,064	4.4%
Manor College	\$29,014	\$29,852	2.9%
Mount Aloysius College	\$37,716	\$38,850	3.0%
Muhlenberg College	\$73,060	\$74,365	1.8%
Peirce College	\$15,060	\$15,060	0.0%
Pittsburgh Technical College	\$24,000	\$25,800	7.5%
Saint Vincent College	\$53,891	\$56,105	4.1%
Susquehanna University	\$70,120	\$73,100	4.2%
Swarthmore College	\$77,354	\$81,376	5.2%
Thiel College	\$49,950	\$51,714	3.5%
Ursinus College	\$72,640	\$74,240	2.2%
Washington & Jefferson College	\$63,716	\$42,095	-33.9%
Westminster College	\$50,600	\$51,850	2.5%
<b>Doctoral Universities Median</b>	<b>\$56,100</b>	<b>\$58,292</b>	<b>4.0%</b>
Alvernia University	\$54,780	\$57,900	5.7%
Carnegie Mellon University	\$78,140	\$81,297	4.0%
Chatham University	\$55,900	\$58,137	4.0%
DeSales University	\$56,100	\$58,600	4.5%
Drexel University	\$79,240	\$81,508	2.9%
Duquesne University	\$60,120	\$62,766	4.4%
Gannon University	\$50,766	\$51,986	2.4%
Gwynedd Mercy University	\$49,926	\$51,950	4.1%
Immaculata University	\$40,370	\$41,420	2.6%
La Salle University	\$48,440	\$51,160	5.6%
Lehigh University	\$75,820	\$78,650	3.7%
Misericordia University	\$51,492	\$53,670	4.2%
Point Park University	\$49,820	\$51,800	4.0%
Robert Morris University	\$46,447	\$47,670	2.6%
Thomas Jefferson University	\$58,915	\$60,689	3.0%
University of Pennsylvania	\$81,340	\$84,600	4.0%
Villanova University	\$77,705	\$81,597	5.0%
Widener University	\$66,839	\$69,168	3.5%
Wilkes University	\$56,962	\$58,292	2.3%



## Full-Time Undergraduate Total Price (Tuition, Fees, Room and Board) (Cont'd.)

	2022-2023	2023-2024	Change (%)
<b>Master's Colleges and Universities Median</b>	<b>\$49,799</b>	<b>\$51,149</b>	<b>3.1%</b>
Arcadia University	\$60,850	\$62,380	2.5%
Cabrini University	\$47,889	\$49,515	3.4%
Cairn University	\$43,404	\$44,509	2.5%
Carlow University	\$46,514	\$49,034	5.4%
Cedar Crest College	\$56,365	\$57,935	2.8%
Chestnut Hill College	\$51,410	\$51,710	0.6%
Clarks Summit University	\$37,960	\$39,760	4.7%
Delaware Valley University	\$56,970	\$58,050	1.9%
Eastern University	\$48,888	\$50,588	3.5%
Elizabethtown College	\$48,312	\$49,796	3.1%
Geneva College	\$41,840	\$43,330	3.6%
Harrisburg University of Science & Technology	\$30,940	\$31,100	0.5%
Holy Family University	\$48,128	\$50,448	4.8%
King's College	\$56,248	\$57,686	2.6%
La Roche University	\$45,270	\$46,014	1.6%
Lancaster Bible College	\$39,500	\$41,480	5.0%
Lebanon Valley College	\$61,840	\$64,000	3.5%
Marywood University	\$52,922	\$54,670	3.3%
Mercyhurst University	\$58,760	\$57,260	-2.6%
Messiah University	\$51,050	\$52,550	2.9%
Moravian University	\$65,404	\$67,351	3.0%
Neumann University	\$50,710	\$52,980	4.5%
Rosemont College	\$34,020	\$35,415	4.1%
Saint Francis University	\$53,340	\$54,230	1.7%
Saint Joseph's University	\$64,895	\$67,080	3.4%
Seton Hill University	\$53,574	\$55,192	3.0%
The University of Scranton	\$67,350	\$69,514	3.2%
Waynesburg University	\$40,380	\$41,990	4.0%
Wilson College	\$38,168	\$39,168	2.6%
York College of Pennsylvania	\$35,650	\$37,386	4.9%
<b>Associate's Colleges Median</b>	<b>\$29,370</b>	<b>\$31,404</b>	<b>7.8%</b>
Harcum College	\$39,440	\$41,500	5.2%
Johnson College	\$19,300	\$21,308	10.4%
<b>Special Focus Institutions Median</b>	<b>\$48,073</b>	<b>\$51,208</b>	<b>5.1%</b>
Geisinger Commonwealth School of Medicine	n/a	n/a	n/a
Lake Erie College of Osteopathic Medicine	n/a	n/a	n/a
Moore College of Art & Design	\$66,250	\$68,902	4.0%
Pennsylvania Academy of the Fine Arts	\$55,570	\$59,300	6.7%
Pennsylvania College of Art & Design	\$40,575	\$43,115	6.3%
Pennsylvania College of Health Sciences	\$32,380	\$31,866	-1.6%
Pennsylvania Institute of Technology	\$14,175	\$14,445	1.9%
Philadelphia College of Osteopathic Medicine	n/a	n/a	n/a
Salus University	n/a	n/a	n/a
The University of the Arts	\$68,900	\$73,318	6.4%

## Part-Time Undergraduate Tuition, Day Students

	Cost Basis	2022-2023	2023-2024	Change (%)
<b>Overall Median</b>				<b>3.5%</b>
<b>Baccalaureate Colleges Median</b>				<b>3.4%</b>
Albright College	course	\$3,380	\$3,448	2.0%
Allegheny College	credit hour	\$2,206	\$2,206	0.0%
Bryn Athyn College	credit hour	\$1,003	\$1,064	6.1%
Bryn Mawr College	course	\$7,250	\$7,650	5.5%
Bucknell University	course	\$6,740	\$7,070	4.9%
Dickinson College	credit hour	\$1,900	\$1,965	3.4%
Franklin & Marshall College	course	\$8,206	\$8,522	3.9%
Gettysburg College	course	\$8,000	\$8,320	4.0%
Grove City College	credit hour	\$645	\$675	4.7%
Haverford College	n/a	n/a	n/a	n/a
Juniata College	credit hour	\$2,088	\$2,219	6.3%
Keystone College	credit hour	\$475	\$475	0.0%
Lackawanna College	credit hour	\$575	\$595	3.5%
Lafayette College	credit hour	\$613	\$613	0.0%
Lycoming College	credit hour	\$1,392	\$1,460	4.9%
Manor College	credit hour	\$746	\$769	3.1%
Mount Aloysius College	credit hour	\$910	\$940	3.3%
Muhlenberg College	course	(a)	(a)	(b)
Peirce College	credit hour	\$600	\$600	0.0%
Pittsburgh Technical College	credit hour	(c)	(c)	(b)
Saint Vincent College	credit hour	\$1,215	\$1,251	3.0%
Susquehanna University	credit hour	\$1,730	\$1,800	4.0%
Swarthmore College	n/a	n/a	n/a	n/a
Thiel College	credit hour	\$1,050	\$1,124	7.0%
Ursinus College	credit hour	\$1,813	\$1,849	2.0%
Washington & Jefferson College	course	\$4,965	\$3,068	-38.2%
Westminster College	credit hour	\$1,190	\$1,210	1.7%
<b>Doctoral Universities Median</b>				<b>3.9%</b>
Alvernia University	credit hour	\$1,070	\$1,130	5.6%
Carnegie Mellon University	credit hour	\$832	\$865	4.0%
Chatham University	credit hour	\$986	\$1,025	4.0%
DeSales University	credit hour	\$1,715	\$1,795	4.7%
Drexel University	credit hour	(a)	(a)	(b)
Duquesne University	credit hour	\$1,503	\$1,562	3.9%
Gannon University	credit hour	\$835	\$870	4.2%
Gwynedd Mercy University	credit hour	\$671	\$692	3.1%
Immaculata University	credit hour	\$465	\$465	0.0%
La Salle University	credit hour	\$1,125	\$1,150	2.2%
Lehigh University	credit hour	\$2,460	\$2,550	3.7%
Misericordia University	credit hour	\$650	\$675	3.8%
Point Park University	credit hour	\$979	\$1,310	33.8%
Robert Morris University	credit hour	\$1,040	\$1,070	2.9%
Thomas Jefferson University	credit hour	\$1,355	\$1,396	3.0%
University of Pennsylvania	course	\$7,176	\$7,482	4.3%
Villanova University	credit hour	\$1,207	\$1,260	4.4%
Widener University	credit hour	\$1,687	\$1,753	3.9%
Wilkes University	credit hour	\$1,174	\$1,206	2.7%

## Part-Time Undergraduate Tuition, Day Students (Cont'd.)

	Cost Basis	2022-2023	2023-2024	Change (%)
<b>Master's Colleges and Universities Median</b>				<b>3.1%</b>
Arcadia University	credit hour	\$775	\$790	1.9%
Cabrini University	credit hour	\$600	\$620	3.3%
Cairn University	credit hour	\$1,283	\$1,315	2.5%
Carlow University	credit hour	\$1,030	\$1,062	3.1%
Cedar Crest College	credit hour	\$1,435	\$1,478	3.0%
Chestnut Hill College	credit hour	\$790	\$790	0.0%
Clarks Summit University	credit hour	\$990	\$1,040	5.1%
Delaware Valley University	credit hour	\$1,089	\$1,122	3.0%
Eastern University	credit hour	\$800	\$820	2.5%
Elizabethtown College	credit hour	\$1,252	\$1,293	3.3%
Geneva College	credit hour	\$1,000	\$1,040	4.0%
Harrisburg University of Science & Technology	credit hour	\$1,000	\$1,000	0.0%
Holy Family University	credit hour	\$670	\$697	4.0%
King's College	credit hour	\$662	\$660	-0.3%
La Roche University	credit hour	\$795	\$811	2.0%
Lancaster Bible College	credit hour	\$925	\$995	7.6%
Lebanon Valley College	credit hour	\$775	\$775	0.0%
Marywood University	credit hour	\$685	\$710	3.6%
Mercyhurst University	credit hour	\$1,351	\$1,386	2.6%
Messiah University	credit hour	\$1,610	\$1,650	2.5%
Moravian University	course	\$5,400	\$5,564	3.0%
Neumann University	credit hour	\$770	\$800	3.9%
Rosemont College	credit hour	(a)	(a)	(b)
Saint Francis University	credit hour	\$485	\$1,283	164.5%
Saint Joseph's University	credit hour	\$1,646	\$1,704	3.5%
Seton Hill University	credit hour	\$1,064	(a)	(b)
The University of Scranton	credit hour	\$1,278	\$1,319	3.2%
Waynesburg University	credit hour	\$1,125	\$1,160	3.1%
Wilson College	credit hour	\$840	\$865	3.0%
York College of Pennsylvania	credit hour	\$645	\$695	7.8%
<b>Associate's Colleges Median</b>				<b>4.8%</b>
Harcum College	credit hour	\$890	\$935	5.1%
Johnson College	credit hour	\$550	\$575	4.5%
<b>Special Focus Institutions Median</b>				<b>4.5%</b>
Geisinger Commonwealth School of Medicine	n/a	n/a	n/a	n/a
Lake Erie College of Osteopathic Medicine	n/a	n/a	n/a	n/a
Moore College of Art & Design	credit hour	\$1,934	\$2,011	4.0%
Pennsylvania Academy of the Fine Arts	credit hour	\$1,688	\$1,792	6.2%
Pennsylvania College of Art & Design	credit hour	\$1,156	\$1,219	5.4%
Pennsylvania College of Health Sciences	credit hour	\$645	\$670	3.9%
Pennsylvania Institute of Technology	credit hour	\$525	\$535	1.9%
Philadelphia College of Osteopathic Medicine	n/a	n/a	n/a	n/a
Salus University	credit hour	\$750	\$784	4.5%
The University of the Arts	credit hour	\$2,130	\$2,260	6.1%

## Part-Time Undergraduate Tuition, Evening Students

	Cost Basis	2022-2023	2023-2024	Change (%)
<b>Overall Median</b>				<b>3.0%</b>
<b>Baccalaureate Colleges Median</b>				<b>3.0%</b>
Albright College	course	\$1,530	\$1,561	2.0%
Allegheny College	n/a	n/a	n/a	n/a
Bryn Athyn College	credit hour	\$1,003	\$1,064	6.1%
Bryn Mawr College	n/a	n/a	n/a	n/a
Bucknell University	n/a	n/a	n/a	n/a
Dickinson College	course	\$3,800	\$3,930	3.4%
Franklin & Marshall College	n/a	n/a	n/a	n/a
Gettysburg College	n/a	n/a	n/a	n/a
Grove City College	credit hour	\$645	\$675	4.7%
Haverford College	n/a	n/a	n/a	n/a
Juniata College	credit hour	n/a	\$2,219	(b)
Keystone College	credit hour	\$475	\$475	0.0%
Lackawanna College	credit hour	\$575	\$595	3.5%
Lafayette College	n/a	n/a	n/a	n/a
Lycoming College	n/a	n/a	n/a	n/a
Manor College	n/a	n/a	n/a	n/a
Mount Aloysius College	credit hour	\$660	\$680	3.0%
Muhlenberg College	course	\$1,820	\$1,820	0.0%
Peirce College	credit hour	\$600	\$600	0.0%
Pittsburgh Technical College	credit hour	(c)	(c)	(b)
Saint Vincent College	credit hour	\$1,215	\$1,251	3.0%
Susquehanna University	credit hour	\$1,730	\$1,800	4.0%
Swarthmore College	n/a	n/a	n/a	n/a
Thiel College	credit hour	\$1,050	\$1,124	7.0%
Ursinus College	n/a	n/a	n/a	n/a
Washington & Jefferson College	n/a	n/a	n/a	n/a
Westminster College	credit hour	\$1,190	\$1,210	1.7%
<b>Doctoral Universities Median</b>				<b>3.4%</b>
Alvernia University	credit hour	\$640	\$640	0.0%
Carnegie Mellon University	n/a	n/a	n/a	n/a
Chatham University	credit hour	\$986	\$1,025	4.0%
DeSales University	credit hour	\$540	\$560	3.7%
Drexel University	credit hour	(a)	(a)	(b)
Duquesne University	credit hour	\$1,503	\$1,562	3.9%
Gannon University	credit hour	\$835	\$870	4.2%
Gwynedd Mercy University	credit hour	\$671	\$692	3.1%
Immaculata University	credit hour	\$465	\$465	0.0%
La Salle University	credit hour	\$640	\$660	3.1%
Lehigh University	n/a	n/a	n/a	n/a
Misericordia University	credit hour	650	675	3.8%
Point Park University	credit hour	\$979	\$1,310	33.8%
Robert Morris University	credit hour	\$1,040	\$1,070	2.9%
Thomas Jefferson University	credit hour	\$605	\$623	3.0%
University of Pennsylvania	course	\$3,674	\$3,748	2.0%
Villanova University	credit hour	\$727	\$760	4.5%
Widener University	credit hour	\$612	\$634	3.6%
Wilkes University	credit hour	\$1,174	\$1,206	2.7%

## Part-Time Undergraduate Tuition, Evening Students (Cont'd.)

	Cost Basis	2022-2023	2023-2024	Change (%)
<b>Master's Colleges and Universities Median</b>				<b>2.5%</b>
Arcadia University	credit hour	\$775	\$790	1.9%
Cabrini University	credit hour	\$600	\$620	3.3%
Cairn University	credit hour	\$1,283	\$1,315	2.5%
Carlow University	credit hour	\$783	\$806	2.9%
Cedar Crest College	credit hour	\$625	\$625	0.0%
Chestnut Hill College	credit hour	\$560	\$560	0.0%
Clarks Summit University	credit hour	\$425	\$460	8.2%
Delaware Valley University	credit hour	\$574	\$590	2.8%
Eastern University	credit hour	\$800	\$820	2.5%
Elizabethtown College	credit hour	\$565	\$565	0.0%
Geneva College	credit hour	\$472	\$472	0.0%
Harrisburg University of Science & Technology	credit hour	\$1,000	\$1,000	0.0%
Holy Family University	credit hour	\$670	\$697	4.0%
King's College	credit hour	\$662	\$660	-0.3%
La Roche University	credit hour	\$795	\$811	2.0%
Lancaster Bible College	credit hour	\$440	\$440	0.0%
Lebanon Valley College	credit hour	\$775	\$775	0.0%
Marywood University	credit hour	\$685	\$710	3.6%
Mercyhurst University	course	\$1,695	(a)	(b)
Messiah University	n/a	n/a	n/a	n/a
Moravian University	course	\$1,857	\$1,912	3.0%
Neumann University	credit hour	\$730	\$620	-15.1%
Rosemont College	credit hour	\$555	(a)	(b)
Saint Francis University	credit hour	\$485	\$1,283	164.5%
Saint Joseph's University	credit hour	\$604	\$634	5.0%
Seton Hill University	credit hour	\$639	\$639	0.0%
The University of Scranton	credit hour	\$913	\$913	0.0%
Waynesburg University	credit hour	\$750	\$775	3.3%
Wilson College	credit hour	\$360	\$370	2.8%
York College of Pennsylvania	credit hour	\$645	\$695	7.8%
<b>Associate's Colleges Median</b>				<b>4.8%</b>
Harcum College	credit hour	\$890	\$935	5.1%
Johnson College	credit hour	\$550	\$575	4.5%
<b>Special Focus Institutions Median</b>				<b>3.8%</b>
Geisinger Commonwealth School of Medicine	n/a	n/a	n/a	n/a
Lake Erie College of Osteopathic Medicine	n/a	n/a	n/a	n/a
Moore College of Art & Design	credit hour	\$520	\$540	3.8%
Pennsylvania Academy of the Fine Arts	credit hour	\$1,688	\$1,792	6.2%
Pennsylvania College of Art & Design	credit hour	\$485	\$485	0.0%
Pennsylvania College of Health Sciences	credit hour	\$645	\$670	3.9%
Pennsylvania Institute of Technology	credit hour	\$525	\$535	1.9%
Philadelphia College of Osteopathic Medicine	n/a	n/a	n/a	n/a
Salus University	n/a	n/a	n/a	n/a
The University of the Arts	n/a	n/a	n/a	n/a

## Full-Time Graduate Tuition

	Cost Basis	2022-2023	2023-2024	Change (%)
<b>Overall Median</b>				<b>2.6%</b>
<b>Baccalaureate Colleges Median</b>				<b>0.0%</b>
Albright College	course	\$1,480	\$1,510	2.0%
Allegheny College	n/a	n/a	n/a	n/a
Bryn Athyn College	year	\$19,671	\$19,671	0.0%
Bryn Mawr College	year	\$50,730	\$52,506	3.5%
Bucknell University	year	\$26,960	\$28,280	4.9%
Dickinson College	course	\$1,250	\$1,250	0.0%
Franklin & Marshall College	n/a	n/a	n/a	n/a
Gettysburg College	course	n/a	\$750	(b)
Grove City College	credit hour	\$950	\$750	-21.1%
Haverford College	n/a	n/a	n/a	n/a
Juniata College	credit hour	\$775	\$800	3.2%
Keystone College	credit hour	\$650	\$650	0.0%
Lackawanna College	n/a	n/a	n/a	n/a
Lafayette College	n/a	n/a	n/a	n/a
Lycoming College	n/a	n/a	n/a	n/a
Manor College	n/a	n/a	n/a	n/a
Mount Aloysius College	credit hour	\$890	\$920	3.4%
Muhlenberg College	course	\$4,045	\$4,045	0.0%
Peirce College	credit hour	\$772	\$772	0.0%
Pittsburgh Technical College	n/a	n/a	n/a	n/a
Saint Vincent College	credit hour	\$791	\$832	5.2%
Susquehanna University	credit hour	\$585	\$585	0.0%
Swarthmore College	n/a	n/a	n/a	n/a
Thiel College	(c)	(c)	(c)	(b)
Ursinus College	n/a	n/a	n/a	n/a
Washington & Jefferson College	course	\$2,100	\$2,100	0.0%
Westminster College	credit hour	\$560	\$500	-10.7%
<b>Doctoral Universities Median</b>				<b>3.0%</b>
Alvernia University	credit hour	\$900	\$900	0.0%
Carnegie Mellon University	(c)	(c)	(c)	(b)
Chatham University	credit hour	\$1,081	\$1,126	4.2%
DeSales University	semester	(c)	(c)	(b)
Drexel University	credit hour	(a)	(a)	(b)
Duquesne University	credit hour	\$1,421	\$1,476	3.9%
Gannon University	credit hour	\$1,145	\$1,190	3.9%
Gwynedd Mercy University	credit hour	\$702	\$735	4.7%
Immaculata University	credit hour	(c)	(c)	(b)
La Salle University	semester	\$13,200	\$13,600	3.0%
Lehigh University	credit hour	\$1,500	\$1,545	3.0%
Misericordia University	year	\$36,438	\$36,650	0.6%
Point Park University	credit hour	\$759	\$788	3.8%
Robert Morris University	credit hour	\$1,035	\$1,035	0.0%
Thomas Jefferson University	credit hour	\$1,251	\$1,289	3.0%
University of Pennsylvania	year	\$39,838	\$41,544	4.3%
Villanova University	credit hour	\$1,116	\$1,119	0.3%
Widener University	year	\$57,376	\$57,376	0.0%
Wilkes University	credit hour	\$1,000	\$1,000	0.0%



## Full-Time Graduate Tuition (Cont'd.)

	Cost Basis	2022-2023	2023-2024	Change (%)
<b>Master's Colleges and Universities Median</b>				<b>2.7%</b>
Arcadia University	(c)	(c)	(c)	(b)
Cabrini University	credit hour	\$720	\$740	2.8%
Cairn University	credit hour	\$645	\$725	12.4%
Carlow University	credit hour	\$957	\$986	3.0%
Cedar Crest College	credit hour	(c)	(c)	(b)
Chestnut Hill College	credit hour	\$765	(a)	(b)
Clarks Summit University	(c)	(c)	(c)	(b)
Delaware Valley University	credit hour	\$715	\$720	0.7%
Eastern University	credit hour	\$781	\$801	2.6%
Elizabethtown College	credit hour	(c)	\$695	(b)
Geneva College	credit hour	\$674	\$699	3.7%
Harrisburg University of Science & Technology	credit hour	\$800	\$830	3.8%
Holy Family University	credit hour	\$790	\$822	4.1%
King's College	year	\$47,175	\$47,572	0.8%
La Roche University	credit hour	\$834	\$851	2.0%
Lancaster Bible College	credit hour	\$455	\$455	0.0%
Lebanon Valley College	credit hour	(c)	(c)	(b)
Marywood University	credit hour	\$824	\$850	3.2%
Mercyhurst University	year	(c)	\$16,821	(b)
Messiah University	credit hour	\$735	\$755	2.7%
Moravian University	course	n/a	\$3,084	(b)
Neumann University	credit hour	\$680	\$800	17.6%
Rosemont College	credit hour	\$675	(a)	(b)
Saint Francis University	credit hour	\$875	\$875	0.0%
Saint Joseph's University	credit hour	(c)	(c)	(b)
Seton Hill University	credit hour	(c)	(c)	(b)
The University of Scranton	credit hour	\$965	\$965	0.0%
Waynesburg University	credit hour	\$705	\$705	0.0%
Wilson College	semester	(c)	\$4,725	(b)
York College of Pennsylvania	(c)	(c)	(c)	(b)
<b>Associate's Colleges Median</b>				
Harcum College	n/a	n/a	n/a	n/a
Johnson College	n/a	n/a	n/a	n/a
<b>Special Focus Institutions Median</b>				<b>3.6%</b>
Geisinger Commonwealth School of Medicine	year	\$59,100	\$60,286	2.0%
Lake Erie College of Osteopathic Medicine	year	\$37,740	\$38,685	2.5%
Moore College of Art & Design	credit hour	(c)	\$2,030	(b)
Pennsylvania Academy of the Fine Arts	year	\$40,500	\$43,000	6.2%
Pennsylvania College of Art & Design	n/a	n/a	n/a	n/a
Pennsylvania College of Health Sciences	,credit hour	\$915	\$935	2.2%
Pennsylvania Institute of Technology	n/a	n/a	n/a	n/a
Philadelphia College of Osteopathic Medicine	year	\$27,327	\$28,625	4.7%
Salus University	year	(c)	(c)	(b)
The University of the Arts	year	\$50,950	\$54,010	6.0%

## Part-Time Graduate Tuition

	Cost Basis	2022-2023	2023-2024	Change (%)
<b>Overall Median</b>				<b>2.7%</b>
<b>Baccalaureate Colleges Median</b>				<b>0.0%</b>
Albright College	course	\$1,480	\$1,510	2.0%
Allegheny College	n/a	n/a	n/a	n/a
Bryn Athyn College	credit hour	(c)	\$834	(b)
Bryn Mawr College	course	\$8,450	\$8,750	3.6%
Bucknell University	course	\$6,740	\$7,070	4.9%
Dickinson College	course	\$1,250	\$1,250	0.0%
Franklin & Marshall College	n/a	n/a	n/a	n/a
Gettysburg College	n/a	n/a	\$750	(b)
Grove City College	credit hour	\$950	\$750	-21.1%
Haverford College	n/a	n/a	n/a	n/a
Juniata College	credit hour	\$775	\$800	3.2%
Keystone College	credit hour	\$650	\$650	0.0%
Lackawanna College	n/a	n/a	n/a	n/a
Lafayette College	n/a	n/a	n/a	n/a
Lycoming College	n/a	n/a	n/a	n/a
Manor College	n/a	n/a	n/a	n/a
Mount Aloysius College	credit hour	\$890	\$920	3.4%
Muhlenberg College	course	\$4,045	\$4,045	0.0%
Peirce College	credit hour	\$772	\$772	0.0%
Pittsburgh Technical College	n/a	n/a	n/a	n/a
Saint Vincent College	credit hour	\$791	\$832	5.2%
Susquehanna University	credit hour	\$585	\$585	0.0%
Swarthmore College	n/a	n/a	n/a	n/a
Thiel College	n/a	n/a	n/a	n/a
Ursinus College	n/a	n/a	n/a	n/a
Washington & Jefferson College	course	\$2,100	\$2,100	0.0%
Westminster College	credit hour	\$560	\$500	-10.7%
<b>Doctoral Universities Median</b>				<b>3.0%</b>
Alvernia University	credit hour	\$900	\$900	0.0%
Carnegie Mellon University	(c)	(c)	(c)	(b)
Chatham University	credit hour	\$1,081	\$1,126	4.2%
DeSales University	credit hour	(c)	(c)	(b)
Drexel University	credit hour	(a)	(a)	(b)
Duquesne University	credit hour	\$1,421	\$1,476	3.9%
Gannon University	credit hour	\$1,145	\$1,190	3.9%
Gwynedd Mercy University	credit hour	\$702	\$735	4.7%
Immaculata University	credit hour	(c)	(c)	(b)
La Salle University	credit hour	\$915	\$943	3.1%
Lehigh University	credit hour	\$1,500	\$1,545	3.0%
Misericordia University	credit hour	\$835	\$850	1.8%
Point Park University	credit hour	\$759	\$788	3.8%
Robert Morris University	credit hour	\$1,035	\$1,035	0.0%
Thomas Jefferson University	credit hour	\$1,251	\$1,289	3.0%
University of Pennsylvania	course	\$7,390	\$7,706	4.3%
Villanova University	credit hour	\$1,116	\$1,119	0.3%
Widener University	credit hour	\$983	\$1,010	2.7%
Wilkes University	credit hour	\$1,000	\$1,000	0.0%

## Part-Time Graduate Tuition (Cont'd.)

	Cost Basis	2022-2023	2023-2024	Change (%)
<b>Master's Colleges and Universities Median</b>				<b>2.6%</b>
Arcadia University	credit hour	(c)	(c)	(b)
Cabrini University	credit hour	\$720	\$740	2.8%
Cairn University	credit hour	\$645	\$725	12.4%
Carlow University	credit hour	\$957	\$986	3.0%
Cedar Crest College	credit hour	(c)	(c)	(b)
Chestnut Hill College	credit hour	\$765	(a)	(b)
Clarks Summit University	credit hour	\$485	\$510	5.2%
Delaware Valley University	credit hour	\$715	\$720	0.7%
Eastern University	credit hour	\$781	\$801	2.6%
Elizabethtown College	credit hour	\$695	\$695	0.0%
Geneva College	credit hour	\$674	\$699	3.7%
Harrisburg University of Science & Technology	credit hour	\$800	\$830	3.8%
Holy Family University	credit hour	\$790	\$822	4.1%
King's College	credit hour	\$673	\$690	2.5%
La Roche University	credit hour	\$834	\$851	2.0%
Lancaster Bible College	credit hour	\$535	\$535	0.0%
Lebanon Valley College	credit hour	(c)	(c)	(b)
Marywood University	credit hour	\$824	\$850	3.2%
Mercyhurst University	credit hour	(a)	(a)	(b)
Messiah University	credit hour	\$735	\$755	2.7%
Moravian University	course	n/a	\$3,084	(b)
Neumann University	credit hour	\$680	\$800	17.6%
Rosemont College	credit hour	\$675	(a)	(b)
Saint Francis University	credit hour	\$875	\$875	0.0%
Saint Joseph's University	credit hour	(c)	(c)	(b)
Seton Hill University	credit hour	(c)	(c)	(b)
The University of Scranton	credit hour	\$965	\$965	0.0%
Waynesburg University	credit hour	\$705	\$705	0.0%
Wilson College	credit hour	\$515	\$525	1.9%
York College of Pennsylvania	(c)	(c)	(c)	(b)
<b>Associate's Colleges Median</b>				
Harcum College	n/a	n/a	n/a	n/a
Johnson College	n/a	n/a	n/a	n/a
<b>Special Focus Institutions Median</b>				<b>4.1%</b>
Geisinger Commonwealth School of Medicine	n/a	n/a	n/a	n/a
Lake Erie College of Osteopathic Medicine	n/a	n/a	n/a	n/a
Moore College of Art & Design	credit hour	\$2,134	\$2,030	-4.9%
Pennsylvania Academy of the Fine Arts	credit hour	\$1,350	\$1,433	6.1%
Pennsylvania College of Art & Design	n/a	n/a	n/a	n/a
Pennsylvania College of Health Sciences	credit hour	\$915	\$935	2.2%
Pennsylvania Institute of Technology	n/a	n/a	n/a	n/a
Philadelphia College of Osteopathic Medicine	n/a	n/a	n/a	n/a
Salus University	credit hour	(c)	(c)	(b)
The University of the Arts	credit hour	\$2,490	\$2,640	6.0%



**AICUP Tuition and Fees Survey**  
Final Report, June 2023

# Appendices








APPENDIX A:

**Data Clarification and Notes**



## Data Clarification and Notes

### Arcadia University

#### Full and Part-time Graduate Tuition

Tuition for graduate students varies by program. More information on tuition by program can be found at [www.arcadia.edu/gradtuition](http://www.arcadia.edu/gradtuition)

### Bryn Athyn College

#### Full and Part-time Graduate Tuition

Tuition for graduate students varies by program.

### Cabrini University

#### Full and Part-time Graduate Tuition:

Tuition for graduate students varies by program. More information on tuition by program can be found at <https://www.cabrini.edu/about/departments/business-office/tuition-and-fees/2023-2024-tuition-and-fees>

### Cairn University

#### Full and Part-time Graduate Tuition:

Tuition for graduate students varies by program.

Per Credit Online MA in Worship & Music = \$300

Online MBA = \$400

Online MS in Education = \$500

Online MSELA Divinity Programs (MAR, MDiv, ThM) = \$585

Divinity Audit = \$293

Online MS Special Ed = \$645

Online MS in Nonprofit Leadership Online Certifications (Special Ed., TESOL) All Other Graduate Programs = \$725

More information on tuition by program can be found at [https://cairn.edu/aid/cost-breakdown/#graduate\\_costs](https://cairn.edu/aid/cost-breakdown/#graduate_costs)

### Carlow University

#### Full-time Undergraduate Tuition and Fees:

Tuition for full-time, full-year undergraduate students varies by program. More information on tuition by program can be found at <https://www.carlow.edu/admissions-aid/tuition-financial-aid/tuition-fees/>

Refer to <https://online.carlow.edu/> for online program costs.

Early Childhood Education & Early Development & Learning Degree Completion: \$495/Credit

Early Childhood Education & Early Development and Learning Apprenticeship: \$322/Credit

Second Degree Nursing: \$695/Credit

#### Part-time Undergraduate Tuition and Fees:

Tuition for part-time undergraduate students varies by program. More information on tuition by program can be found at <https://www.carlow.edu/admissions-aid/tuition-financial-aid/tuition-fees/>

Refer to <https://online.carlow.edu/> for online program costs.

Early Childhood Education & Early Development & Learning Degree Completion: \$495/Credit

Early Childhood Education & Early Development and Learning Apprenticeship: \$322/Credit

Second Degree Nursing: \$695/Credit

## Data Clarification and Notes (Cont'd.)

### Full and Part-time Graduate Tuition:

Tuition for graduate students varies by program. More information on tuition by program can be found at <https://www.carlow.edu/admissions-aid/tuition-financial-aid/tuition-fees/>

Refer to <https://online.carlow.edu/> for online program costs.

Education master's: \$600/Credit

FNP: \$918/Credit

MFA: \$1,157/Credit

MSW: \$773/Credit

Occupational Therapy (MSOT & OTD): \$773/Credit

Perfusion master's credits: \$1,157/Credit

Physician Assistant: \$950/Credit

Speech-Language Pathology: \$950/Credit

Graduate Certificates (cost of master's credits with which certificate aligns): Varies

Doctoral: \$1,157/Credit

### **Carnegie Mellon University**

#### Full and Part-time Graduate Tuition:

Tuition for graduate students varies by program. More information on tuition by program can be found at <https://www.cmu.edu/sfs/tuition/graduate/index.html>

### **Cedar Crest College**

#### Full and Part-time Graduate Tuition:

Tuition for graduate students varies by program. More information on tuition by program can be found at <https://www.cedarcrest.edu/stufinserv/grad.shtm>

### **Chatham University**

#### Full and Part-time Graduate Tuition:

Tuition for graduate students varies by program. More information on tuition by program can be found at <https://chatham.edu/admission-and-aid/graduate/tuition.html>

### **Chestnut Hill College**

#### General:

The 2022-2023 and 2023-2024 data for Clarks Summit University were obtained from the Clarks Summit University website. More information on tuition can be found at <https://www.clarkssummitu.edu/admissions/tuition-financial-aid/tuition-and-fees/>

### **Clarks Summit University**

#### General:

The 2023-2024 data for Chestnut Hill College were obtained from the Chestnut Hill College website. More information on tuition can be found at <https://www.chc.edu/financial-services/undergraduate-cost-education>

#### Full and Part-time Graduate Tuition:

Tuition for graduate students varies by program. More information on tuition by program can be found at <https://www.clarkssummitu.edu/admissions/tuition-financial-aid/tuition-and-fees/>

## Data Clarification and Notes (Cont'd.)

### Delaware Valley University

#### Full-time Undergraduate Tuition and Fees:

Tuition for full-time, full-year undergraduate students varies by program.

Students enrolled in the following programs have an additional \$2,178 added to their cost of attendance:

- BS Equine Management: Equine Business Management
- BS Equine Management: Equine Instruction and Training
- BS.Equine Management: Media and Communication
- BS.Equine Science: Equine Breeding
- AS.Equine Studies: Associate

More information on tuition by program can be found at <https://delval.edu/bursar/undergraduate-tuition>

#### Part-time Undergraduate Tuition and Fees:

Tuition for part-time undergraduate students varies by program.

Students enrolled in the following programs as part-time (less than 12 credits in fall & spring) have an additional \$1,090 added to their cost of attendance:

- BS Equine Management: Equine Business Management
- BS Equine Management: Equine Instruction and Training
- BS.Equine Management: Media and Communication
- BS.Equine Science: Equine Breeding
- AS.Equine Studies: Associate

More information on tuition by program can be found at <https://delval.edu/bursar/undergraduate-tuition>

#### Full and Part-time Graduate Tuition:

Tuition for graduate students varies by program.

Graduate program costs vary by the program of study. The following is the per credit hour charge by the program for both full-time and part-time graduate students:

- MS Ed Leadership - \$720 per credit
- MBA - \$830 per credit
- MS Agribusiness Management - \$710 per credit
- MA Management & Organizational Leadership - \$664 per credit
- MS Counseling Psychology - \$766 per credit
- MS Public Policy - \$739 per credit
- MA Criminal Justice - \$756 per credit
- MHA Healthcare Administration - \$710 per credit
- EDD Education - \$810 per credit
- Physician's Asst Program - \$740 per credit
- Speech & Language Pathology - \$1,370 per credit
- Speech & Language Pathology Certificate Program - \$550 per credit

More information on tuition by program can be found at <https://delval.edu/bursar/graduate-tuition-and-fees>

## Data Clarification and Notes (Cont'd.)

### DeSales University

#### Full-time Undergraduate Tuition and Fees:

There is an additional \$200 fee for freshman orientation and a \$100 parking fee for students with cars on campus. Some undergraduate courses have additional fees associated with them.

#### Part-time Undergraduate Tuition and Fees:

There is an additional \$200 fee for freshman orientation and a \$100 parking fee for students with cars on campus. 2023-2024 tuition for the Accelerated BSN program is \$12,200 per term or \$48,800 for the academic year. Some undergraduate courses have additional fees associated with them.

#### Full and Part-time Graduate Tuition:

2023-2024 tuition for part-time graduate students is based on degree program as follows:

- Master of Business Administration (per credit) \$915
- Master of Arts in Criminal Justice (per credit) \$925
- Master of Education (per credit) \$570
- Master of Education in Higher Education (per credit) \$715
- Master of Fine Arts in Creative Writing and Publishing (per credit) \$775
- Master of Science in Information Systems (per credit) \$915
- Master of Science in Business Analytics (per credit) \$915
- Master of Science in Cyber Security (per credit) \$915
- Master of Science in Data Analytics (per credit) \$915
- Master of Science in Homeland Security (per credit) \$825
- Master of Science in Nursing (per credit) \$945
- Master of Science in Physician Assistant Studies (per term) \$15,150
- Master of Science in Speech-Language Pathology (per term) \$10,750
- Doctor of Nursing Practice (DNP) (per credit) \$945
- Doctor of Physical Therapy (DPT) (per term) \$11,550

Some graduate courses have additional fees associated with them

### Duquesne University

#### Full-time Undergraduate Tuition and Fees:

Tuition for full-time, full-year undergraduate students varies by program. More information on tuition by program can be found at <https://www.duq.edu/admission-and-aid/tuition-and-fees/index.php>

#### Part-time Undergraduate Tuition and Fees:

Tuition for part-time undergraduate students varies by program. More information on tuition by program can be found at <https://www.duq.edu/admission-and-aid/tuition-and-fees/index.php>

#### Full and Part-time Graduate Tuition:

Tuition for graduate students varies by program. More information on tuition by program can be found at <https://www.duq.edu/admission-and-aid/tuition-and-fees/index.php>

## Data Clarification and Notes (Cont'd.)

### Eastern University

#### Full-time Undergraduate Tuition and Fees:

Tuition for full-time, full-year undergraduate students varies by program.

BSN, Pre-Nursing Major Fee = \$320 per semester

BSN, Nursing Major Fee = \$742 per semester

Non-traditional Undergraduate programs: Online Undergraduate Programs = \$566/credit

BSN (Pre-Licensure), 2nd Degree Nursing = \$725/credit + \$61 per credit program fee

Lifetime Transcript Fee = \$80

More information on tuition by program can be found at <https://www.eastern.edu/traditional-undergraduate-tuition-fees-2023-2024>

#### Part-time Undergraduate Tuition and Fees:

Tuition for part-time undergraduate students varies by program.

BSN, Pre-Nursing Major Fee = \$320 per semester

BSN, Nursing Major Fee = \$742 per semester

Non-traditional Undergraduate programs: Online Undergraduate Programs = \$566/credit

BSN (Pre-Licensure), 2nd Degree Nursing = \$725/credit + \$61 per credit program fee

Lifetime Transcript Fee = \$80

More information on tuition by program can be found at <https://www.eastern.edu/traditional-undergraduate-tuition-fees-2023-2024>

#### Full and Part-time Graduate Tuition:

Tuition for graduate students varies by program.

The tuition information provided is for Master's and Certifications in Counseling, Education, Psychology Graduate Counseling/Education/Psychology

Program Fee \$204.00 Per Semester

Master's in Business (MBA) - Tuition = \$808 per credit hour / \$30 per credit program fee Master's in Data Science

(MS) - Tuition = \$300 per credit hour / \$30 per credit program fee Master's and Certifications in Nursing (MSN)

= \$801 per credit hour / \$40 per credit program fee Doctoral programs - Tuition ranges from \$978 - \$1,115 per

credit hour / Program fee = \$210 per semester

Graduate Student Service Fee = \$153 per semester

More information on tuition by program can be found at <https://www.eastern.edu/graduate-tuition-fees-2023-2024>

### Elizabethtown College

#### Full and Part-time Graduate Tuition:

Tuition for graduate students varies by program.

Graduate tuition rates are:

MBA - \$695/credit

Computer Science - \$525/credit

Counseling Psychology - \$695/credit

Music Education - \$525/credit

Public Policy - \$695/credit

Finance - \$695/credit

Strategic Leadership - \$695/credit

OTD - \$525/credit

## Data Clarification and Notes (Cont'd.)

These rates do not include affinity partner and alumni discounts (10%)

More information on tuition by program can be found at <https://www.etown.edu/sgps/tuition-aid/graduate.aspx>

### Gannon University

#### Full-time Undergraduate Tuition and Fees:

Tuition for full-time, full-year undergraduate students varies by program. Full-time tuition for programs in Engineering & Computer Science and Health Professions is \$38,140. Full-time tuition for programs in Business, Education, Humanities, and Sciences is \$35,590. More information on tuition by program can be found at <https://www.gannon.edu/financial-aid/tuition-and-fees/undergraduate-tuition-and-fees/>

#### Part-time Undergraduate Tuition and Fees:

Tuition for part-time undergraduate students varies by program. The RN-BSN program is \$299 per credit for the online degree program. The university fee is \$40 per credit for part-time students. Part-time tuition for programs in Engineering & Computer Science and Health profession is \$935 per credit. Part-time tuition for Business, Education, Humanities and Science is \$870 per credit. More information on tuition by program can be found at <https://www.gannon.edu/financial-aid/tuition-and-fees/undergraduate-tuition-and-fees/>

#### Full and Part-time Graduate Tuition:

Tuition for graduate students varies by program.

All graduate programs(except listed below) are \$1,190 per credit.

Doctor of Physical Therapy (Full-time, 10 credits or more): \$19,605 per term.

Doctor of Physical Therapy (Part-time, 9 credits or less): \$10,910 per term.

Applied Exercise Science: \$720 per credit.

Athletic Training: \$720 per credit.

Business Administration: \$935 per credit.

Business Analytics: \$1,070 per credit.

Clinical Mental Health Counseling: \$750 per credit.

Criminalistics: \$780 per credit.

Doctor of Nursing Practice: \$850 per credit.

Education: \$565 per credit.

ND/GUEC (Act 48 courses): \$380 per credit.

ND/GUAP Academic Partnership: \$155 per credit.

Family Nurse Practitioner: \$850 per credit.

Healthcare Administration: \$935 per credit.

Information Assurance and Cybersecurity: \$1,070 per credit.

Occupational Therapy - 5th year: \$1,355 per credit.

Physician Assistant - 5th year: \$1,355 per credit.

Public Administration: \$720 per credit.

Strategic Communication: \$935 per credit.

Post Professional OTD: \$825 per credit.

Speech Language Pathology: \$1,180 per credit.

More information on tuition by program can be found at <https://www.gannon.edu/Financial-Aid/Tuition-and-Fees/Graduate-Tuition-and-Fees/>



## Data Clarification and Notes (Cont'd.)

### Geisinger Commonwealth School of Medicine

General:

The 2022-23 and 2023-24 data for Geisinger Commonwealth School of Medicine were obtained from the Geisinger Commonwealth School of Medicine website. More information on tuition can be found at <https://www.geisinger.edu/education/admissions/financial-aid>

Full-time Graduate Tuition:

The tuition shown in the report is for Year 1 of the MD program for Pennsylvania residents. More information on tuition by year and program can be found at <https://www.geisinger.edu/education/admissions/financial-aid/cost-of-attendance-md-program> and <https://www.geisinger.edu/education/admissions/financial-aid/cost-of-attendance-mbs-program>

### Grove City College

Full and Part-time Graduate Tuition:

Tuition for graduate students varies by program:

Master in Business Analytics = \$950/credit hour

Master of Business Administration = \$750/credit hour

Master in Accounting = \$750/credit hour

More information on tuition by program can be found at <https://www.gcc.edu/Home/Academics/Graduate-Online-Programs>

### Gwynedd Mercy University

Full-time Undergraduate Tuition and Fees:

Tuition for full-time, full-year undergraduate students varies by program. More information on tuition by program can be found at <https://www.gmercyu.edu/admissions-aid/financial-aid-tuition/undergraduate-tuition-fees> (undergraduate tuition and fees) and <https://www.gmercyu.edu/admissions-aid/financial-aid-tuition/online-accelerated-tuition-fees> (online and accelerated undergraduate tuition and fees).

Full and Part-time Graduate Tuition:

Tuition for graduate students varies by program. More information on tuition by program can be found at <https://www.gmercyu.edu/admissions-aid/financial-aid-tuition/graduate-tuition-fees>

### Harrisburg University of Science & Technology

Undergraduate Board:

Harrisburg University of Science & Technology does not offer on-campus meal plans.

### Haverford College

General:

The 2022-23 and 2023-24 data for Haverford College were obtained from the Haverford College website. More information on tuition can be found at <https://www.haverford.edu/admission/tuition-and-aid>

### Holy Family University

Part-time Undergraduate Tuition:

Tuition for part-time undergraduate students varies by program. More information on tuition by program can be found at <https://www.holyfamily.edu/admissions-aid/2023-2024-tuition-fees>

## Data Clarification and Notes (Cont'd.)

### Full and Part-time Graduate Tuition:

Tuition for graduate students varies by program. More information on tuition by program can be found at <https://www.holyfamily.edu/admissions-aid/2023-2024-tuition-fees>

### **Immaculata University**

#### Part-time Undergraduate Tuition and Fees:

Tuition for part-time undergraduate students varies by program.

\$250/credit for Associate's Degree programs

\$465/credit for Bachelor's Degree programs

\$540/credit for Second Degree BSN program

#### Full and Part-time Graduate Tuition:

Tuition for graduate students varies by program.

Master's programs cost \$710/credit

Ed.D programs cost \$955/credit

PsyD program costs \$990/credit

More information on tuition by program can be found at <https://www.immaculata.edu/admissions/tuition-fees/graduate-tuition/>

### **Johnson College**

#### Undergraduate Room:

Johnson College does not offer on-campus housing.

#### Undergraduate Board:

Johnson College does not offer on-campus meal plans.

### **Keystone College**

#### Full and Part-time Graduate Tuition:

Tuition for graduate students varies by program. More information on tuition by program can be found at <https://www.keystone.edu/admissions/tuition-aid/tuition-and-fees/>

### **King's College**

#### Full and Part-time Graduate Tuition:

Tuition for graduate students varies by program. Tuition listed is for the Physician Assistant Program. Part time tuition listed is for the Health Care Administration program.

### **La Salle University**

#### Full and Part-time Graduate Tuition:

Tuition for graduate students varies by program. More information on tuition by program can be found at <https://www.lasalle.edu/financialaid/graduate-and-adult-tuition-and-fees/>

### **Lancaster Bible College**

#### Full and Part-time Graduate Tuition:

Tuition for graduate students varies by program. Master's in Social Work program is \$468 per credit (FT) or \$550 per credit (PT). Master's in Formational Leadership program tuition is \$24,450 per academic year. More information on tuition by program can be found at <https://www.lbc.edu/capital/financial-aid/>

## Data Clarification and Notes (Cont'd.)

### Lebanon Valley College

Part-time Undergraduate Tuition and Fees:

Winter and Summer Courses: \$497 per credit hour

Full and Part-time Graduate Tuition:

Tuition for graduate students varies by program. For Business, Education, Social Sciences & Psychology, and Exercise Science programs there are no differences between full-time and part-time tuition fees. Health Profession tuition and fees may differ for full-time and part-time students. More information on tuition by program can be found at <https://www.lvc.edu/admission-aid/financial-aid-costs/graduate/>

### Manor College

Full-time Undergraduate Tuition and Fees:

Tuition for full-time, full-year undergraduate students varies by program. More information on tuition by program can be found at <https://manor.edu/admissions/tuition-fees/>

### Mercyhurst University

Part-time Undergraduate Tuition and Fees:

Tuition for part-time undergraduate students varies by program. More information on tuition by program can be found at <https://www.mercyhurst.edu/admissions-aid/financial-aid-affordability>

Full and Part-time Graduate Tuition:

Tuition for graduate students varies by program. More information on tuition by program can be found at <https://www.mercyhurst.edu/admissions-aid/grad/cost-financial-aid>

### Moore College of Art & Design

Full and Part-time Graduate Tuition:

Through AY 2022-2023, Moore College had two Graduate programs charged at different rates -- one program charged annual full-time tuition, and the other charged by credit. AY 2022-2023 was the last year in which the program in Socially Engaged Art, the program which charged annual full-time tuition, was offered. The MA in Art Education, which charges by credit, will be the only graduate program at Moore for AY 2023-2024.

### Mount Aloysius College

Full-time Undergraduate Tuition and Fees:

Tuition for full-time, full-year undergraduate students varies by program.

Tuition structure:

Nursing = \$14,009

Health Studies = \$13,453

All Other Programs = \$12,393

More information on tuition by program can be found at <https://www.mtaloy.edu/admissions/tuition-fees/>

Part-time Undergraduate Tuition and Fees:

Tuition for part-time undergraduate students varies by program.

Tuition structure:

Nursing = \$960

Health Studies = \$950

All Other Programs = \$940

## Data Clarification and Notes (Cont'd.)

More information on tuition by program can be found at <https://www.mtaloy.edu/admissions/tuition-fees/>

### Full and Part-time Graduate Tuition:

Graduate students are charge per credit regardless of whether they are full-time or part-time.

### **Neumann University**

#### Full and Part-time Graduate Tuition:

Tuition for graduate students varies by program. More information on tuition by program can be found at <https://www.neumann.edu/financialaid/cost.asp>

### **Pennsylvania Academy of the Fine Arts**

#### General:

The 2022-23 and 2023-24 data for Pennsylvania Academy of the Fine Arts were obtained from the Pennsylvania Academy of the Fine Arts website. More information on tuition can be found at <https://www.pafa.org/school/admissions/financing-your-education/tuition-fees>

### **Pennsylvania College of Art & Design**

#### Undergraduate Room:

Pennsylvania College of Art & Design does not offer on-campus housing. PCA&D does not own any dormitories. Instead, PCA&D has lease agreements with local colleges and rental agencies to provide housing for a limited number of students. Rent ranges from \$7,600 to \$11,200 per academic year. The Room Charges figure in this report is the median for this range.

#### Undergraduate Board:

Pennsylvania College of Art & Design does not offer on-campus meal plans. PCA&D does not have dining facilities. PCA&D recently recalculated estimated food expenses based on data provided by MIT, which shows a daily rate for Lancaster, PA, of \$10.66. Students in housing are here for about 250 days per year, so this comes out to \$2,665. Board Charges listed in this report are an actual food expense estimate.

### **Pennsylvania College of Health Sciences**

#### Full-time Undergraduate Tuition and Fees:

Tuition for full-time, full-year undergraduate students varies by program. Costs reported reflect the average yearly cost for the largest undergraduate nursing program. Programs vary in cost based on program-specific tuition, which applies only to clinical programs. More information on tuition by program can be found at <https://www.pacollege.edu/tuition-and-fees/>

#### Undergraduate Room:

Pennsylvania College of Health Sciences does not offer on-campus housing.

#### Undergraduate Board:

Pennsylvania College of Health Sciences does not offer on-campus meal plans.

#### Part-time Undergraduate Tuition and Fees:

Tuition for part-time undergraduate students varies by program. More information on tuition by program can be found at <https://www.pacollege.edu/tuition-and-fees/>

#### Full and Part-time Graduate Tuition:

Tuition for graduate students varies by program. More information on tuition by program can be found at <https://www.pacollege.edu/tuition-and-fees/>

## Data Clarification and Notes (Cont'd.)

### Philadelphia College of Osteopathic Medicine

#### Full and Part-time Graduate Tuition:

Tuition for graduate students varies by program. Also, the cost of attendance for some of the graduate programs varies from year to year depending on the number of credits taken each year. More information on tuition by program can be found at <https://www.pcom.edu/about/departments/financial-aid/costs-of-attendance/>

### Pittsburgh Technical College

#### Full-time Undergraduate Tuition and Fees:

Tuition for full-time, full-year undergraduate students varies by program. Rates vary from \$260 per credit hour for some certificate programs to \$370 per credit hour for full degree programs, associates and bachelors. Figure used above is a composite average (\$330/per hour) across the disciplines based on average schedule of 15 credits. More information on tuition by program can be found at <https://ptcollege.edu/financial-aid/tuition/>

#### Undergraduate Board:

Pittsburgh Technical College does not offer on-campus meal plans.

#### Part-time Undergraduate Tuition and Fees:

Tuition for part-time undergraduate students varies by program. Rates vary from \$260 per credit hour for some certificate programs to \$370 per credit hour for full degree programs, associates and bachelors. More information on tuition by program can be found at <https://ptcollege.edu/financial-aid/tuition/>

### Point Park University

#### Full-time Undergraduate Tuition and Fees:

Tuition for full-time, full-year undergraduate students varies by program. Conservatory of Performing Arts (COPA) Tuition is \$46,150 for full-time students for the academic year. Room, board and mandatory fees are the same for COPA and non-COPA students. Online Undergraduate Tuition: Fully online undergraduate students pay \$495 per-credit tuition and \$40 per-credit in fees. More information on tuition by program can be found at <https://www.pointpark.edu/admissions/tuitioncosts/tuition/index>

#### Part-time Undergraduate Tuition and Fees:

Tuition for part-time undergraduate students varies by program. Conservatory of Performing Arts (COPA) Tuition is \$1310 per credit for part-time students. Online Undergraduate Tuition: Fully online undergraduate students pay \$495 per-credit tuition. More information on tuition by program can be found at <https://www.pointpark.edu/admissions/tuitioncosts/tuition/index>

#### Full and Part-time Graduate Tuition:

Tuition for graduate students varies by program.

Graduate Education Programs: Full-time and Part-time tuition is \$589 per credit

Doctoral (Ed.D. and Ph.D.) Programs: Full-time and Part-time tuition is \$1,041 per credit

Psy.D Programs: Full-time and Part-time tuition is \$1,133 per credit

Online Graduate Tuition: Fully online graduate student tuition is \$788 per credit.

More information on tuition by program can be found at <https://www.pointpark.edu/admissions/tuitioncosts/tuition/index>

### Robert Morris University

#### Full and Part-time Graduate Tuition:

Tuition for graduate students varies by program.

## Data Clarification and Notes (Cont'd.)

### Rosemont College

General:

The 2022-23 and 2023-24 data for Rosemont College were obtained from the Rosemont College website. More information on tuition can be found at <https://www.rosemont.edu/admissions/tuition-and-aid/cost-of-attendance/>

### Saint Francis University

Full and Part-time Graduate Tuition:

Tuition for graduate students varies by program. More information on tuition by program can be found at <https://www.francis.edu/tuition-and-fees#graduate%20tuition%20&%20fees>

### Saint Joseph's University

Part-time Undergraduate Tuition and Fees:

Traditional undergraduates ("day classes") are charged the full-time rate by default. They must gain approval from their respective dean to be charged the part-time rate. However, all undergraduate students taking summer courses are charged the Adult Learner (evening classes/continuing studies) part-time rate.

Full and Part-time Graduate Tuition:

Tuition for graduate students varies by program. More information on tuition by program can be found at <https://www.sju.edu/tuition-fees>

### Saint Vincent College

Full and Part-time Graduate Tuition:

Tuition for graduate students varies by program. More information on tuition by program can be found at <https://www.stvincent.edu/admission-aid/financial-aid/index.html>

## Data Clarification and Notes (Cont'd.)

### Salus University

Undergraduate Room:

Salus University does not offer on-campus housing.

Undergraduate Board:

Salus University does not offer on-campus meal plans.

Full and Part-time Graduate Tuition:

Tuition for graduate students varies by program.

Annual Tuition varies by program as follows, unless otherwise noted:

Doctor of Optometry, Traditional Program (4-year program): \$47,180

Doctor Optometry, Scholars Program (3-year program): \$47,860

Masters of Science in Clinical Optometry: \$55,000

Doctor of Audiology (4-year program): \$36,860

Doctor of Audiology, Accelerated Program (3-year program): \$47,400

Master of Science in Clinical Audiology : \$515/credit

Doctor of Audiology Bridge Program: \$450/credit

Audiology advanced certificate programs: \$550/credit

Master of Medical Sciences in Physician Assistant studies: \$50,680 incoming class, \$48,500 continuing students

Master of Science in Occupational Therapy: \$44,000

Doctor of Occupational Therapy: \$1,375/credit

Master of Science in Speech-Language Pathology: \$32,555

Blindness and Low Vision Studies programs (Master or certificate): \$950/credit

Master of Orthotics and Prosthetics: \$31,350

Biomedicine (Master or PhD): \$1,231/credit

Post-baccalaureate certificate in Health Sciences: \$870/credit

More information on tuition by program can be found at <https://www.salus.edu/Admissions/Tuition-Financial-Aid/Cost-of-Attendance.aspx>

### Seton Hill University

General:

The 2023-24 data for Seton Hill University were obtained from the Seton Hill University website. More information on tuition can be found at <https://www.setonhill.edu/tuition-financial-aid/>

Full and Part-time Graduate Tuition:

Tuition for graduate students varies by program. More information on tuition by program can be found at <https://www.setonhill.edu/tuition-financial-aid/graduate-program-costs/>

### Susquehanna University

General:

The 2023-24 data for Susquehanna University were obtained from the Susquehanna University website. More information on tuition can be found at <https://www.susqu.edu/admission-and-aid/tuition-and-financial-aid/tuition-and-fees/>

### Thiel College

Full and Part-time Graduate Tuition:

Tuition for graduate students varies by program. More information on tuition by program can be found at <https://www.thiel.edu/academics/graduate-degree-programs>



## Data Clarification and Notes (Cont'd.)

### Thomas Jefferson University

#### Full-time Undergraduate Tuition and Fees:

Tuition for full-time, full-year undergraduate students varies by program. A small number of programs charge different tuition rates and fees. More information on tuition by program can be found at <https://www.jefferson.edu/tuition-and-financial-aid/tuition-information.html>

#### Part-time Undergraduate Tuition and Fees:

Tuition for part-time undergraduate students varies by program and delivery mode. More information on tuition by program can be found at <https://www.jefferson.edu/tuition-and-financial-aid/tuition-information.html>

#### Full and Part-Time Graduate Tuition:

Tuition for graduate students varies by program. More information on tuition by program can be found at <https://www.jefferson.edu/tuition-and-financial-aid/tuition-information.html>

### The University of Scranton

#### General:

The 2023-24 data for The University of Scranton were obtained from The University of Scranton website. More information on tuition can be found at <https://www.scranton.edu/bursar/tuition.shtml>

#### Full and Part-time Graduate Tuition:

Tuition for graduate students varies by program. More information on tuition by program can be found at <https://www.scranton.edu/bursar/tuition-graduate-students.shtml>

### Villanova University

#### Full and Part-time Graduate Tuition:

Tuition for graduate students varies by program. More information on tuition by program can be found at <https://www1.villanova.edu/university/financial-affairs/bursar/tuition-and-fees.html>

### Waynesburg University

#### Full-time Undergraduate Tuition and Fees:

Tuition for full-time, full-year undergraduate students varies by program. More information on tuition by program can be found at <https://www.waynesburg.edu/admissions/tuition-and-fees>

#### Part-time Undergraduate Tuition and Fees:

Tuition for part-time undergraduate students varies by program. More information on tuition by program can be found at <https://www.waynesburg.edu/admissions/tuition-and-fees>

#### Full and Part-Time Graduate Tuition:

Tuition for graduate students varies by program. More information on tuition by program can be found at <https://www.waynesburg.edu/admissions/tuition-and-fees>

### Westminster College

#### Part-time Undergraduate Tuition and Fees:

Tuition for part-time undergraduate students varies by program. The typical part-time tuition charge is \$1,210 per undergraduate credit hour. The per-credit hour tuition charge for the RN to BSN completion program is \$600. The per-course tuition for high school students taking Westminster courses through Early College is \$375. More information on tuition by program can be found at <https://www.westminster.edu/admissions/financial-aid/cost.cfm> (see 2023-2024 tab)

## Data Clarification and Notes (Cont'd.)

### Widener University

Full and Part-time Graduate Tuition:

Tuition for graduate students varies by program.

Full-time Graduate Tuition:

The reported number is for the regular J.D. division on the Delaware Campus. The regular J.D. division full-time tuition for the Commonwealth Law School (Harrisburg) is \$53,550. The full-time tuition for the Psy.D program is \$38,704 for first-year students.

Part-time Graduate Tuition:

The part-time graduate credit hour rate is a weighted average as part-time credit hour rates also vary by program.

More information on tuition by program can be found at <https://www.widener.edu/admissions-aid/graduate-admissions/tuition-fees>

### Wilkes University

Part-time Undergraduate Tuition and Fees:

Part-time undergraduate tuition includes \$86 in required fees per credit hour.

Full and Part-time Graduate Tuition:

Tuition for graduate students varies by program. 2023-24 Graduate Tuition listed above is the maximum rate and does not include \$86 per credit hour required fees for certain programs. Programs charging the maximum rate are Bioengineering, Mechanical Engineering, Electrical Engineering, Engineering Management and Mathematics.

Creative Writing program is \$750 per credit hour.

MBA program is \$800 per credit hour.

Doctoral Nursing programs are \$1,024 per credit hour.

Masters Nursing program is \$728 per credit hour.

Doctoral Education program is \$863 per credit hour

Masters Education program is \$554 per credit hour.

More information on tuition by program can be found at <https://www.wilkes.edu/bulletin/current/graduate/introduction/financial-information/graduate-and-professional-program-tuition-and-program-specific-fees/index.aspx>

### Wilson College

Full and Part-time Graduate Tuition:

Students in the Wilson Online College programs pay a discounted per credit rate of \$370 per credit, regardless if they are PT or FT.

Part-time Undergraduate Tuition and Fees:

Students in Wilson Online College programs pay a discounted rate of \$370 per credit. Students in Wilson's LPN and RN to BSN programs pay \$450 per credit hour.

Full and Part-time Graduate Tuition:

Tuition for graduate students varies by program. Students in Wilson's Master of Technology program pay \$530 per credit hour. Students in the Master of Nursing program pay \$580 per credit hour. More information on tuition by program can be found at <https://www.wilson.edu/tuition-and-fees-1>

### York College of Pennsylvania

Full and Part-time Graduate Tuition:

Tuition for graduate students varies by program. More information on tuition by program can be found at <https://www.ycp.edu/about-us/offices-and-departments/business-office/tuition-and-fees/>

# AICUP Tuition and Fees Survey

Final Report, June 2023

APPENDIX B:

## 2023-2024 Tuition and Fees Survey Form



**Association of Independent Colleges and Universities of  
Pennsylvania**

**Tuition and Fees, Room and Board Survey for Academic Year 2023-2024**

**Institution Name:**

**Respondent Name:**

**E-mail:**

**Date your college/university announced the 2023-2024  
information (MM/DD/YYYY):**

***Please respond with your data by Friday, May 5, 2023. Thank you for your  
participation in AICUP's Annual Tuition and Fees Survey for 2023-2024!***

## Association of Independent Colleges and Universities of Pennsylvania

### Tuition and Fees, Room and Board Survey for Academic Year 2023-2024

**Part I: Undergraduate Tuition, Required Fees, and Room and Board**

**A. Full-Time Students, Full Academic Year (Undergraduate Students 2023-24)**

**1. Special Circumstances Related to Undergraduate Charges for Full-Time, Full-Year Students** (Please put an "x" next to all that apply.)

Tuition for full-time, full-year undergraduates varies by program	
Tuition for full-time, full-year undergraduates varies by class year	
Our institution does not offer on-campus housing (room)	
Our institution does not offer on-campus meal plans (board)	
Other (Please explain in the space provided below)	

If you have a webpage that provides a detailed listing of tuition by program and/or year, please list it here:

Please use this space to provide additional details on any special circumstances noted above.

2. <b>Typical tuition for a full-time student for the full academic year.</b>	
3. <b>Required Fees</b> (Only include those charges that all full-time students <b>must</b> pay, that are not included in tuition, for the full academic year.)	
4. <b>Room Charges Only</b> (Typical room charges for student sharing room with one other student.)	
5. <b>Board Charges Only</b> (Based upon maximum meal plan available)	
6. <b>Combined Room and Board Charges</b>	
7. <b>Total Full-Time Student Charges</b> (Sum of typical tuition, fees, room and board for residential students)	

## Association of Independent Colleges and Universities of Pennsylvania

### Tuition and Fees, Room and Board Survey for Academic Year 2023-2024

**Part I: Undergraduate Tuition, Required Fees, and Room and Board**

**B. Part-Time Students (Undergraduate Students 2023-24)**

8. **Special Circumstances Related to Undergraduate Charges for Part-Time Students** (Please put an "x" next to all that apply.)

<b>Tuition for part-time undergraduates varies by program</b>	
<b>Other (Please explain in the space provided below)</b>	

If you have a webpage that provides a detailed listing of tuition by program, please list it here:

Please use this space to provide additional details on any special circumstances noted above.

**9. Typical Tuition for Part-Time Undergraduates: Day Classes**

9a. **Cost per: (credit hour, course, semester, year)** (Please put an "x" next to the appropriate space for amount entered in #9 above.)

<b>Credit Hour</b>	
<b>Couse</b>	
<b>Semester</b>	
<b>Year</b>	

**10. Typical Tuition for Part-Time Undergraduates: Evening Classes**  
(e.g. *Continuing Studies* rate)

10a. **Cost per: (credit hour, course, semester, year)** (Please put an "x" next to the appropriate space for amount entered in #10 above.)

<b>Credit Hour</b>	
<b>Couse</b>	
<b>Semester</b>	
<b>Year</b>	

Please continue on to "Graduate Charges" if applicable

## Association of Independent Colleges and Universities of Pennsylvania

### Tuition and Fees, Room and Board Survey for Academic Year 2023-2024

**Part II: Graduate Tuition**

1. **Special Circumstances Related to Graduate Student Charges** (Please put an "x" next to all that apply.)

<b>Tuition for graduate students varies by program</b>	
<b>Other (Please explain in the space provided below)</b>	

If you have a webpage that provides a detailed listing of tuition by program, please list it here:

Please use this space to provide additional details on any special circumstances noted above.

**A. Full-Time Students (Graduate Students 2023-24)**

2. **Typical Full-Time Graduate Tuition**

2a. **Cost per: (credit hour, course, semester, year)** (Please put an "x" next to the appropriate space for amount entered in #2 above.)

<b>Credit Hour</b>	
<b>Course</b>	
<b>Semester</b>	
<b>Year</b>	

**B. Part-Time Students (Graduate Students 2023-24)**

3. **Typical Part-Time Graduate Tuition**

3a. **Cost per: (credit hour, course, semester, year)** (Please put an "x" next to the appropriate space for amount entered in #3 above.)

<b>Credit Hour</b>	
<b>Course</b>	
<b>Semester</b>	
<b>Year</b>	

Thank you!





## **2022-2023 AICUP Research, Accountability, and Outcomes Assessment Committee**

Mary Ellen Caro, Chair and President & CEO, *Peirce College*

James MacLaren, Vice Chair and President, *Lebanon Valley College*

Tom Foley, *AICUP President*

### **At-Large Campus Administrators**

Leslie Christianson, Associate Provost, *Marywood University*

Suhua Dong, Director of Institutional Analysis, *Gettysburg College*

Cynthia Emory, Director of Institutional Effectiveness & Research, *Wilson College*

Marcia Finch, Senior Institutional Research Analyst, *Neumann University*

Lester Ko, Director of Institutional Effectiveness, *Dickinson College*

Jack LaFayette, Director of Institutional Research and Effectiveness, *Ursinus University*

Megan Nicholson, Associate Director of Institutional Research, *King's College*

Matt North, Director, Institutional Research & Planning, *Duquesne University*

*This report prepared by*

The Association of Independent Colleges and Universities of Pennsylvania

Research Center

101 North Front Street

Harrisburg, PA 17101-1405

717.232.8649



*Association of*  
**Independent Colleges and Universities**  
*of Pennsylvania*

**AICUP Research Center**  
101 North Front Street  
Harrisburg, PA 17101-1405  
717.232.8649  
[www.aicup.org](http://www.aicup.org)